

EXTRACTING FORCEPS

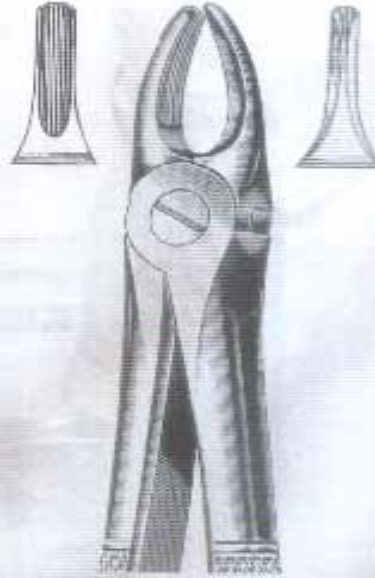
ENGLISH PATTERN



101
Fig.1
Upper centrals
& canines



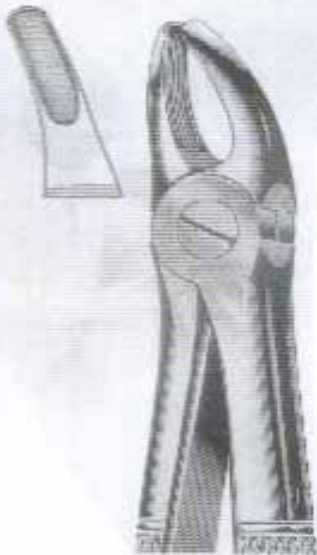
102
Fig.2
Upper laterals
& bicuspid
& bicuspid



103
Fig.3
Upper incisors
& canines



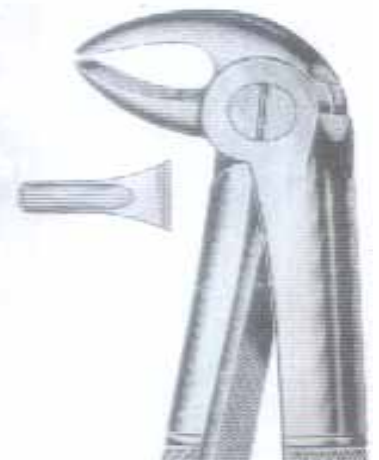
104
Fig.5
Lower incisors
& canines



105
Fig.7
Upper primolars



106
Fig.8
Lower primolars



107
Fig.13
Lower primolars

EXTRACTING FORCEPS

ENGLISH PATTERN



109
Fig.18
Left upper molars

110
Fig.18A
Upper molars

111
Fig.18A
Upper wisdoms

108
Fig.17
Right upper molars

112
Fig.20
Lower wisdoms

113
Fig.21
Lower molar

114
Fig.22
Lower molars
Hawk's bills



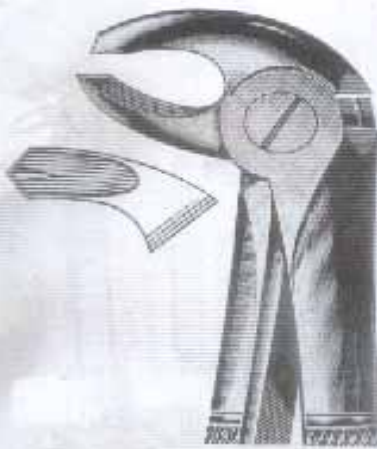
EXTRACTING FORCEPS



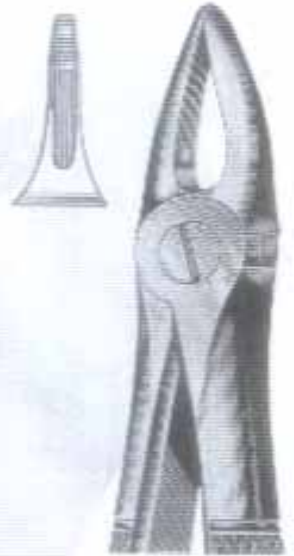
ENGLISH PATTERN



115
Fig.23
Right lower molars



116
Fig.24
Left lower molars



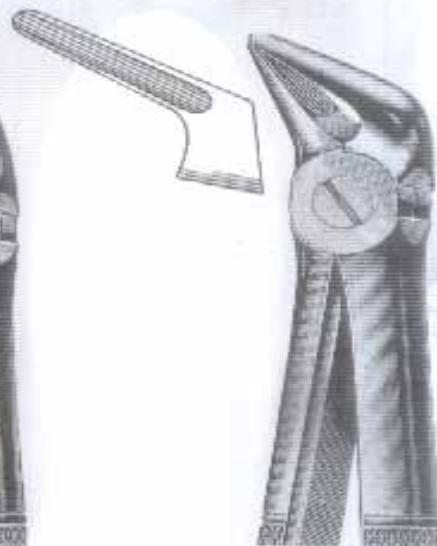
117
Fig.29
Upper root & incisors



118
Fig.29N
Roots of upper incisors



119
Fig.30
Upper roots & incisors



120
Fig.31
Lower roots



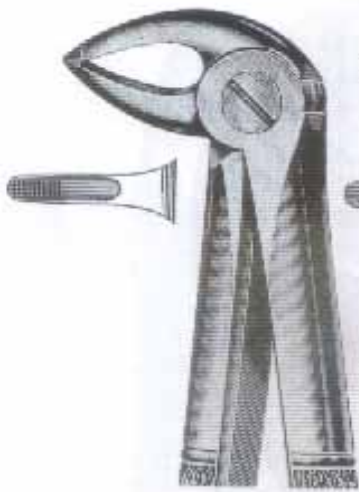
121
Fig.32
Lower molars



EXTRACTING FORCEPS



ENGLISH PATTERN



122
Fig. 33
Lower roots



123
Fig. 33A
Lower roots



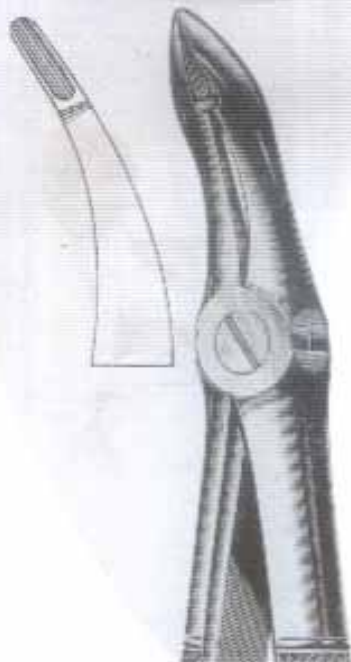
124
Fig. 33C
Lower roots



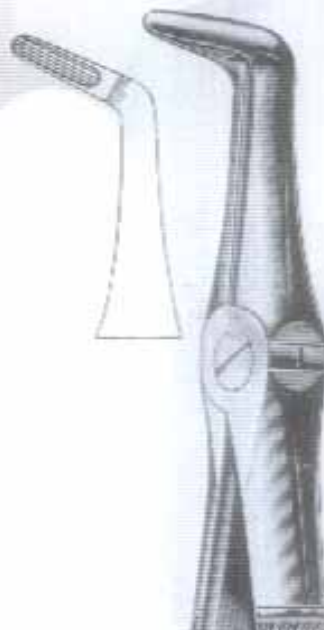
125
Fig. 33M
Lower roots with long beak



126
Fig. 41
Upper roots



127
Fig. 44
Upper roots



128
Fig. 45
Lower roots



129
Fig. 51
Upper roots



EXTRACTING FORCEPS



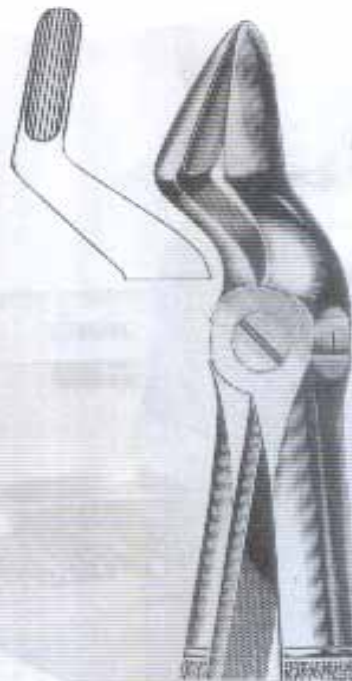
ENGLISH PATTERN



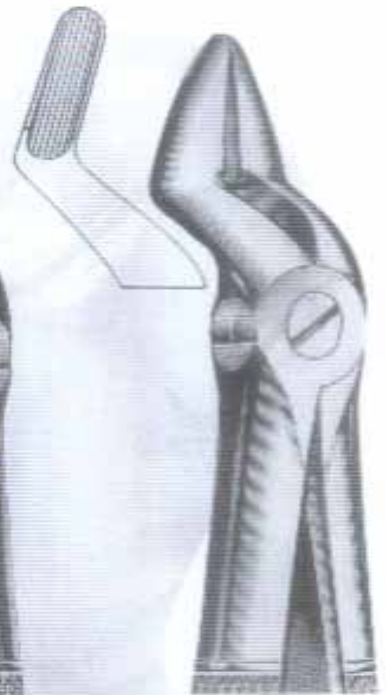
130
Fig.51A
Upper roots narrow beak



131
Fig.51C
Upper roots



132
Fig.52
Upper roots & canines
with wider beak



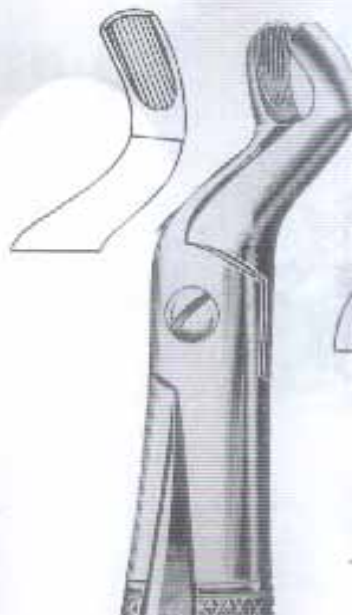
133
Fig.52A
Upper teeth & resection



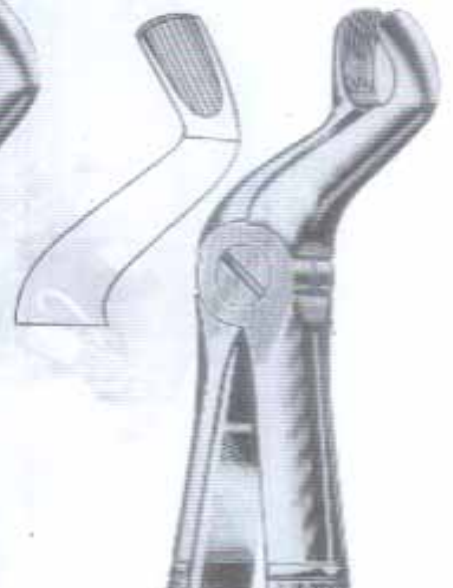
134
Fig.55
Separating upper molars roots



135
Fig.56
Separating lower molars roots



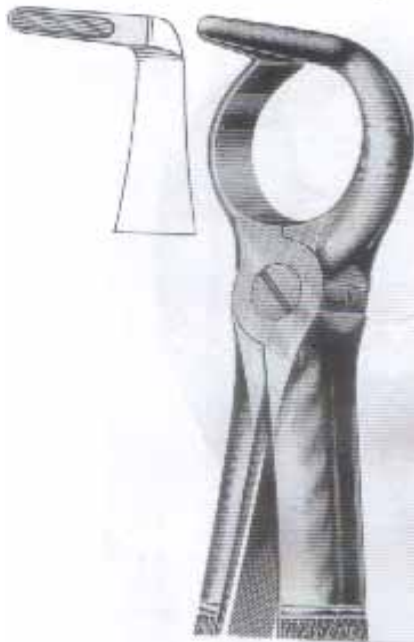
136
Fig.67
Upper wisdoms



137
Fig.67A
Upper wisdoms

EXTRACTING FORCEPS

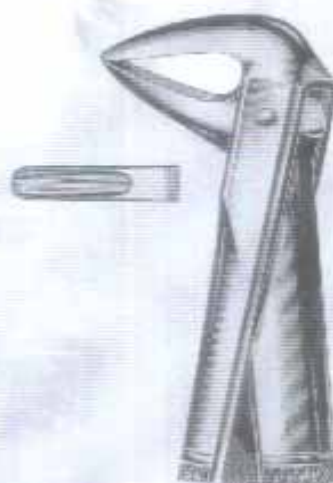
ENGLISH PATTERN



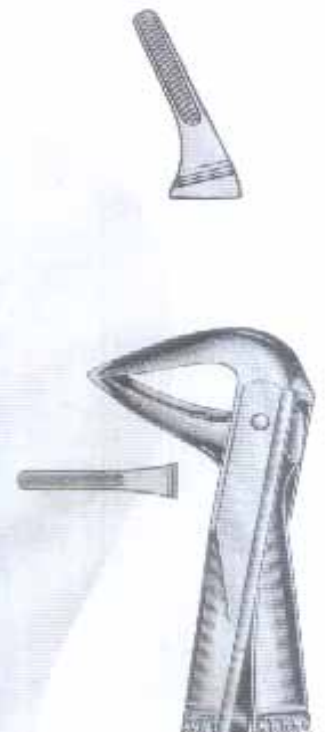
138
Fig. 68
Lower roots



139
Fig. 73
Lower molars (hawk's bill)



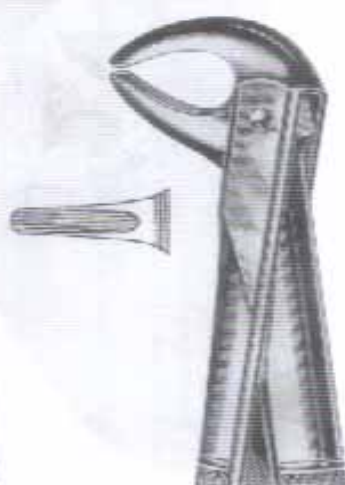
140
Fig. 74
Lower incisors & roots



141
Fig. 74M
Lower incisors & roots



142
Fig. 74N
Lower incisors & roots



143
Fig. 75
Lower premolars & canines



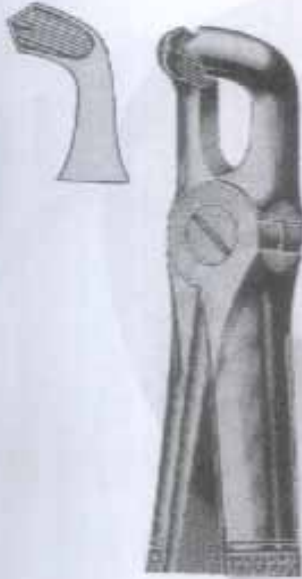
144
Fig. 76
Upper roots



145
Fig. 76N
Upper roots
Narrow break

EXTRACTING FORCEPS

ENGLISH PATTERN



146
Fig.79
Lower wisdoms



147
Fig.79A
Lower wisdoms



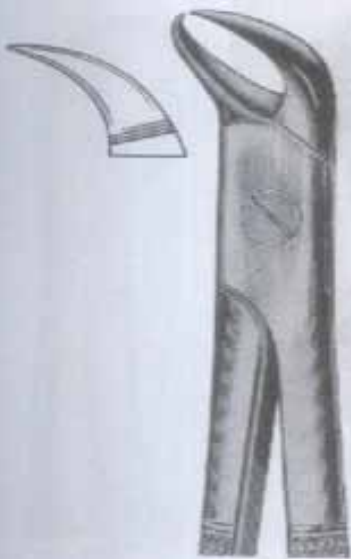
148
Fig.86A
Lower molars



149
Fig. 86B
Lower molars



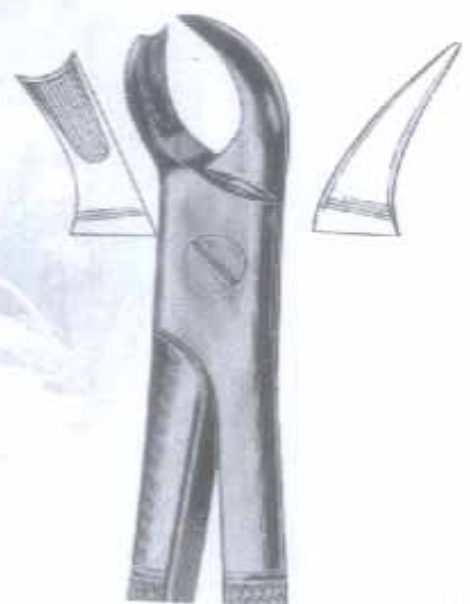
150
Fig.86C
Lower molars



151
Fig.87
Cowhorn beak



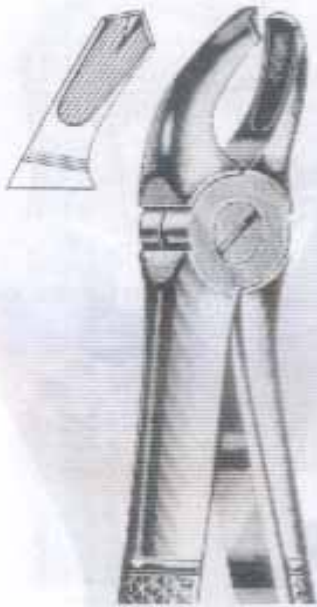
152
Fig.89
Right upper molars



153
Fig.9
Left upper molars

EXTRACTING FORCEPS

ENGLISH PATTERN



154
Fig.94
Right upper molars



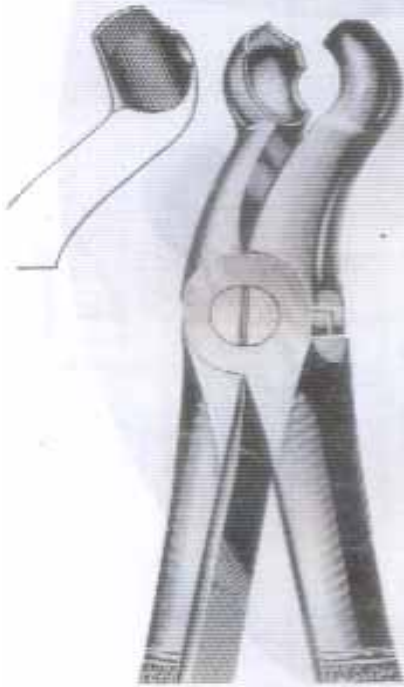
155
Fig.95
Left upper molars



156
Fig.99
Lower molars
(brpken-down)



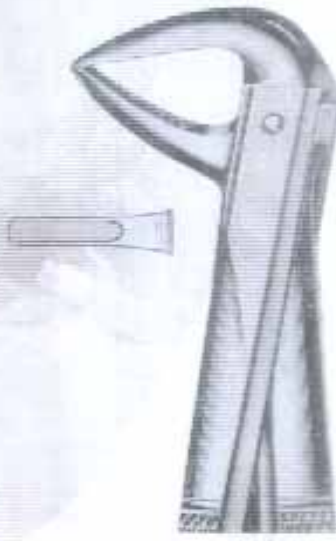
157
Fig.99 1/4
Lower molars
(brpken-down)



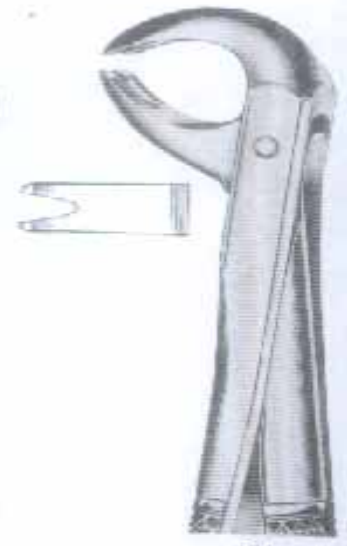
158
Fig.121
Upper wisdoms



159
Fig.136
Upper centrals
& roots



160
Fig.137
Lower centrals
& roots



161
Fig.167
Universal patter
for lower teeth
molars & premolars

EXTRACTING FORCEPS


ENGLISH PATTERN



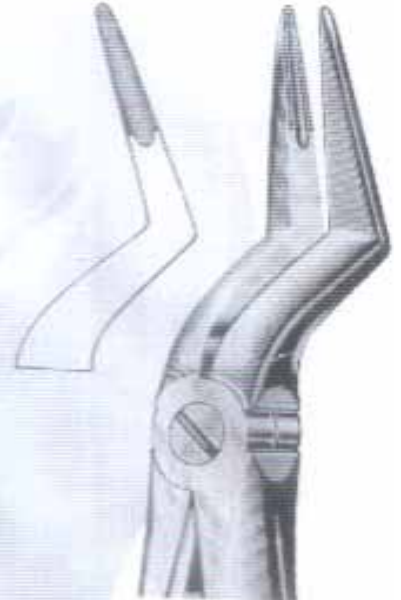
162
Fig.168
Upper canines



163
Fig.169
Lower canines & premolars



164
Fig.233
Lower roots (parallel beaks)



165
Fig.235
Lower roots (parallel beaks)



166
Fig.MD 1
Universal Forceps for upper
wisdoms, premolars & roots



167
Fig.MD 2
Upper molars



168
Fig.MD 3
Lower incisors, premolars & roots




169
Fig.MD 4
Lower molars



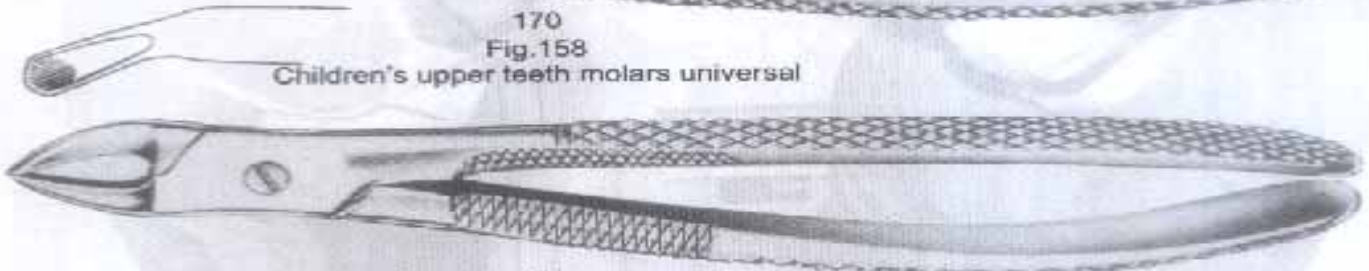
EXTRACTING FORCEPS



CHILDREN'S PATTERN




170
Fig.158
Children's upper teeth molars universal




171
Fig.159
Children's lower molars universal



172
Fig.160
Children's upper lower universal (hawk's bill)



173
Fig.161
Children's lower & roots



174
Fig.162
Children's upper centrals




175
Fig.163
Children's upper centrals



EXTRACTING FORCEPS



ENGLISH PATTERN



176

Fig.37

Children's upper incisors & canines



177

Fig.39

Children's upper molars & universal



178

Fig.123


Children's lower teeth universal



179

Fig.138

Children's upper universal & roots



180

Fig.157


Children's upper molars universal



EXTRACTING FORCEPS




ROOT FRAGMENT FORCEPS



181

Universal pattern for upper teeth



182

Universal pattern for lower teeth



183

Fig. 22 1/2 L

Left lower wisdoms & molars



184

Fig. 22 1/2 R

Right lower wisdoms & molars



Wisdom Teeth Extracting Forceps



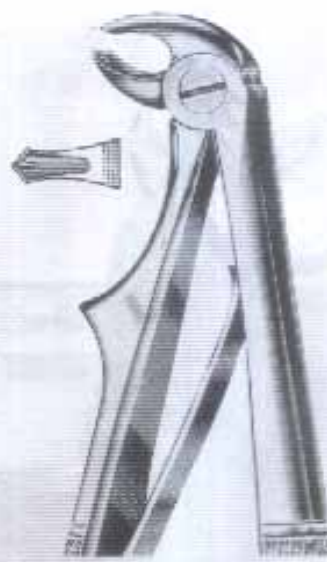
FOR CHILDREN'S WITH SPRING



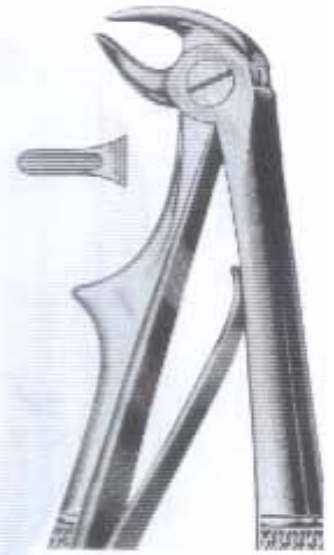
185
Fig. 3
Upper molars



186
Fig. 3
Lower incisors



187
Fig. 5
Lower molars



188
Fig. 7
Lower roots



189
Fig. 137
Upper incisors
& canines




190
Fig. 139
Upper premolars



191
Fig. 51S
Upper roots

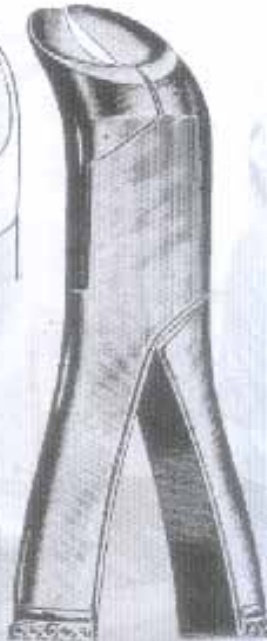
TOOTH EXTRACTING FORCEPS

AMERICAN PATERN

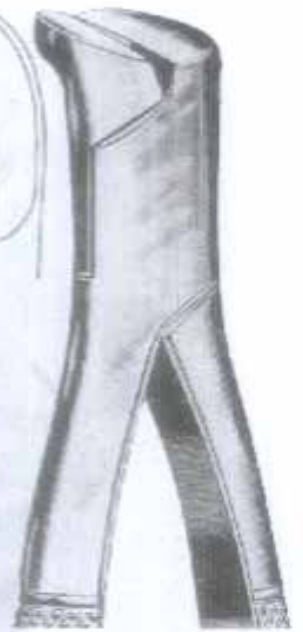


192
Fig. 1

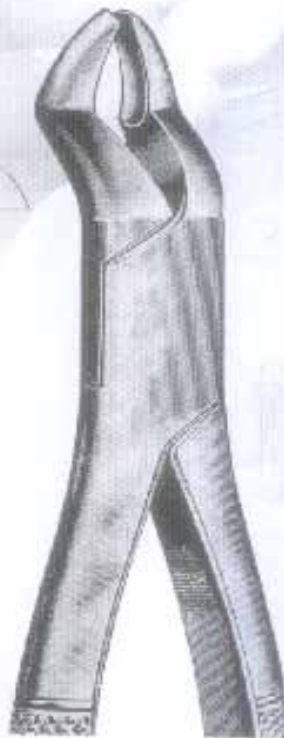
Upper centrals, laterals & cuspids



193
Fig. 5
Lower third molars



194
Fig. 6
Splitting forceps



195
Fig. 10 H

Upper molars hook-handle



196
Fig. 10 S

Upper molars straight-handle

197
Fig. 15

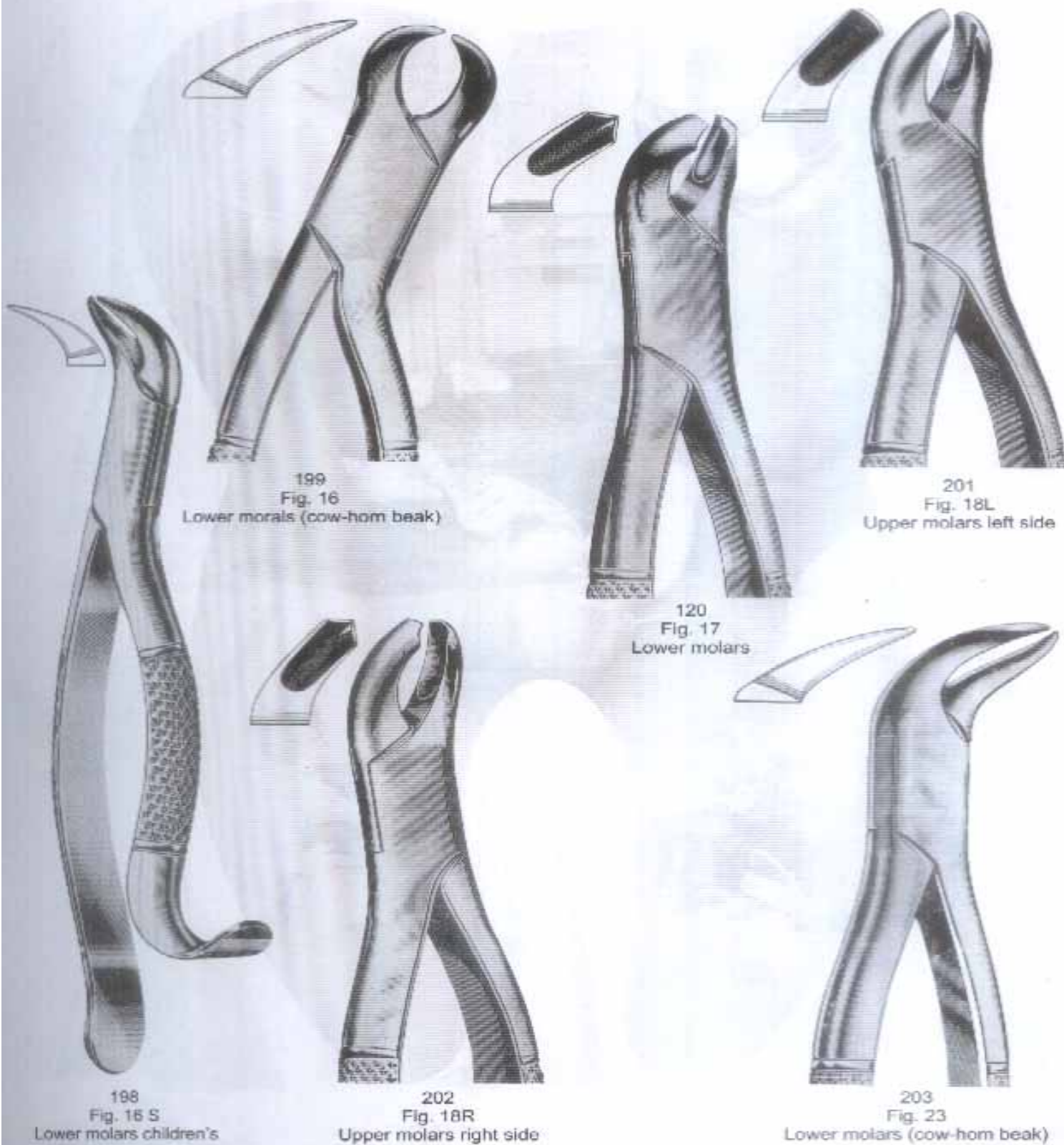
Lower molars



Tooth Extracting FORCEPS



AMERICAN PATTERN

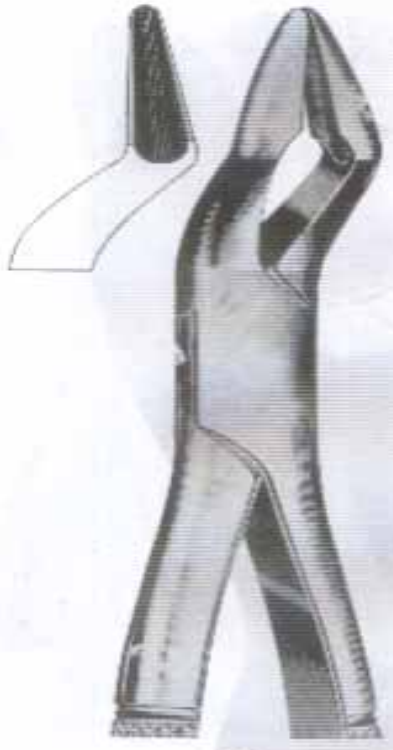




Tooth Extracting FORCEPS



AMERICAN PATTERN



204
Fig. 32
Upper molars & pre molars
strong beak



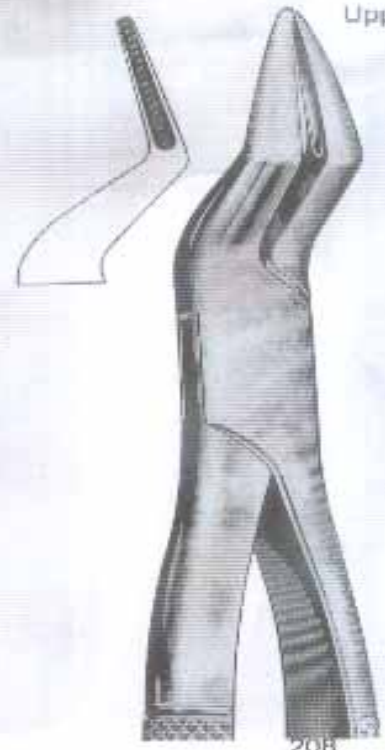
205
Fig. 53 L
Upper molars left side



206
Fig. 53 R
Upper molars right side



207
Fig. 62
Universal forceps
for upper teeth & roots



208
Fig. 65
Upper Incisors & root



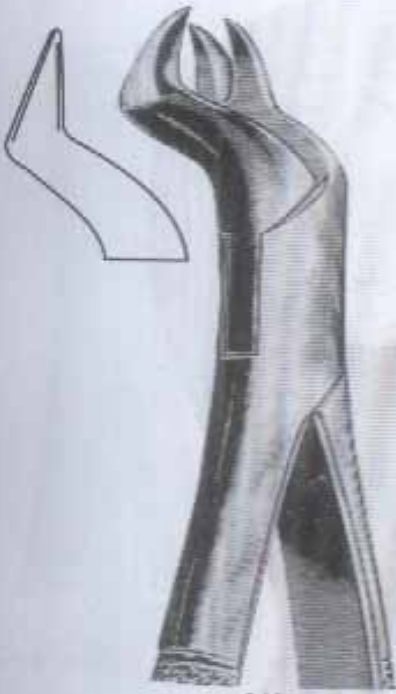
209
Fig. 69
Fragments & small roots
Upper & lower



Tooth Extracting FORCEPS



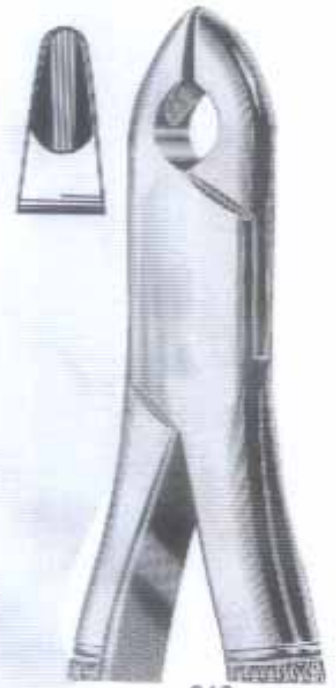
AMERICAN PATTERN



210
Fig. 88 R
Right upper molars



211
Fig. 88L
Left upper molars



212
Fig. 99C
Upper Premolars,
Molar & incisors



213
Fig. 101
Universal forceps
for premolars



214
Fig. 150
Upper premolars,
incisors & roots



215
Fig. 150A
Upper premolars incisors & roots



216
Fig. 150S
Upper premolars incisors & roots
for children



Tooth Extracting FORCEPS




AMERICAN PATTERN



217

Fig. 151

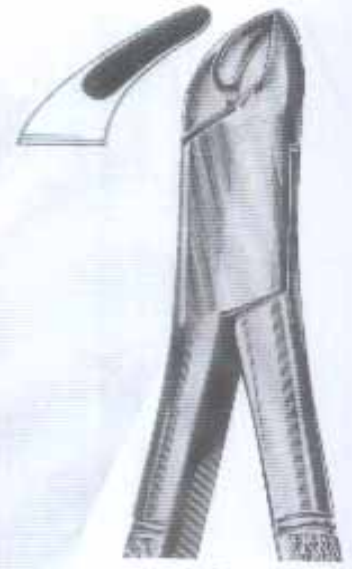
Lower premolars, incisors & roots



218

Fig. 151A

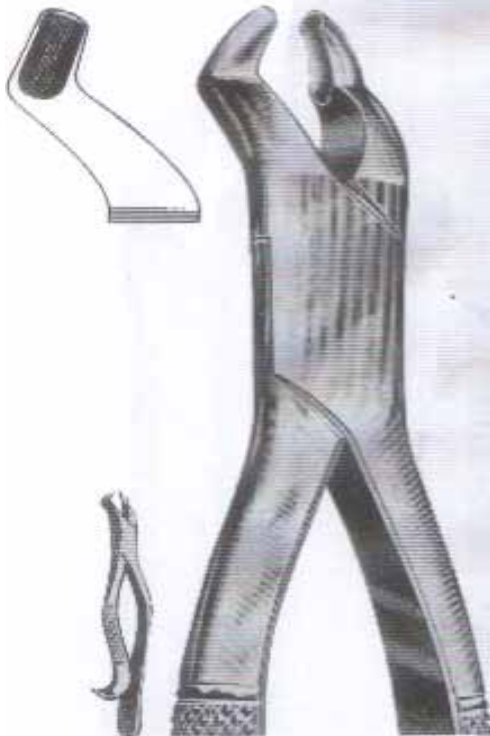
Lower premolars, incisors & roots



219

Fig. 151S

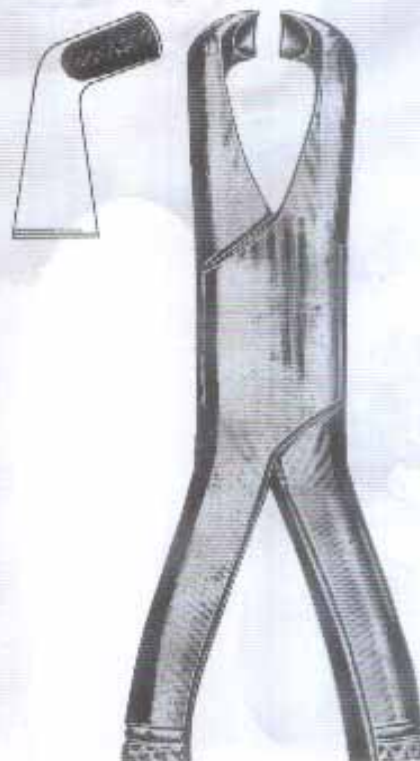
Lower premolars, incisors & roots
for children's



220

Fig. 210H

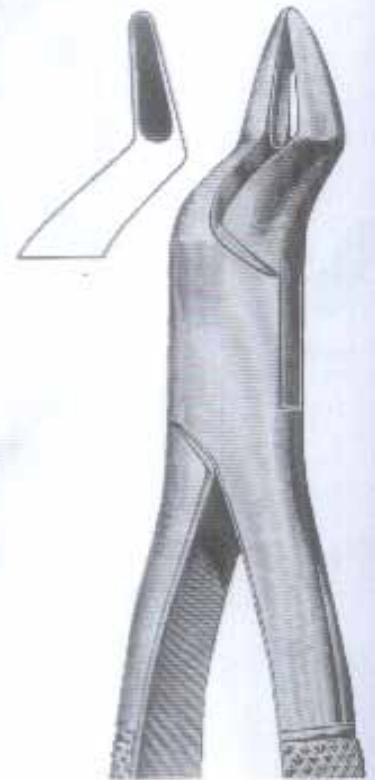
Upper wisdoms with
hook handle



222

Fig. 222

Lower wisdoms



223

Fig. 286

Upper roots, premolars & incisors

221

Fig. 210S

Upper wisdoms with
straght handle



Root Splinter FORCEPS



Extraction Tweezer



224
Fig. 1
Lower roots



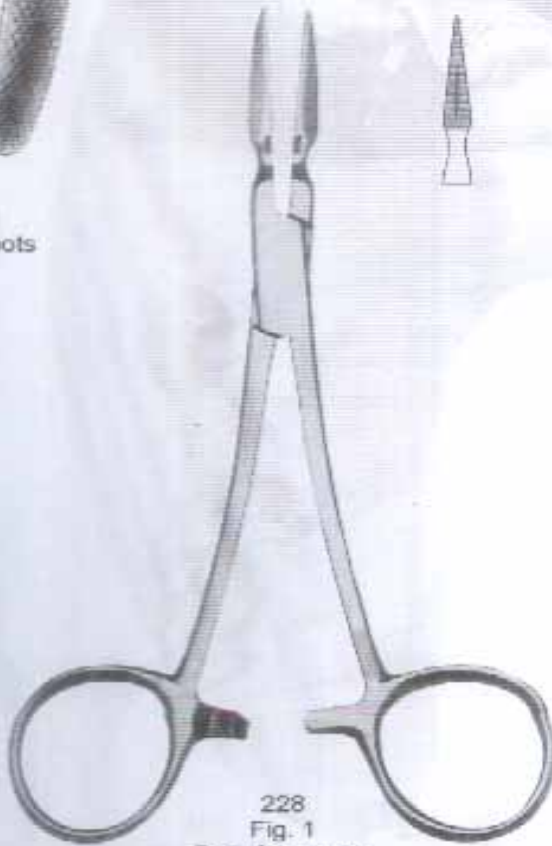
225
Fig. 2
Upper roots



226
Albrecht 16cm



227
Albrecht 16cm



228
Fig. 1
Root fragments



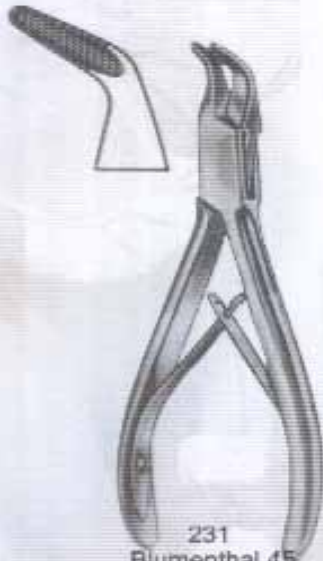
229
Fig. 2
Root fragments



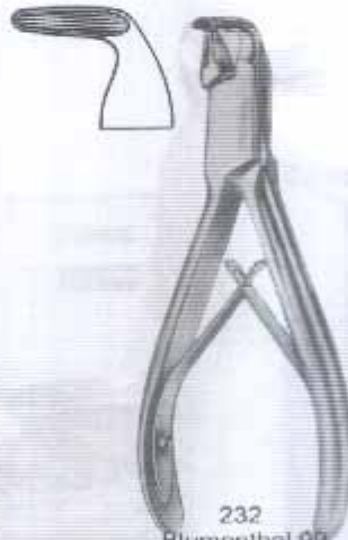
Bone Rongeurs



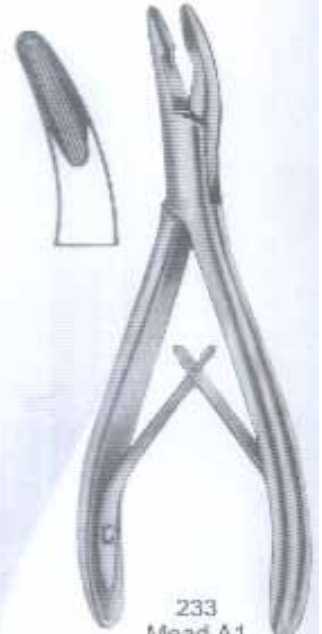
230
Blumenthal
15cm



231
Blumenthal 45
14.5cm



232
Blumenthal 90
14cm



233
Mead A1
16.5



234
Beyer 18cm



235
Ruskin - mini
15.5cm



236
Luer
15cm



237
Friedman
14cm



238
mini Friedman
12cm



Root Elevators



239
Fig. 1B
Bein



240
Fig. 2B
Bein



241
Fig. 3B
Bein



243
Fig. 4B
Bein



244
Fig. 5B
Bein



245
Fig. 6B
Bein



246
Fig. 4SA
Schmeckeblat-Apexo



247
Fig. 5SA
Schmeckeblat-Apexo



247
Fig. 34S
Seldin



248
Fig. 34
Seldin



249
Fig. 2S
Seldin



250
Fig. 3S
Seldin



251
Fig. 1F
Flohr



252
Fig. 2F
Flohr



253
Fig. 3F
Flohr

Root Elevators



Root Elevators



269
Fig. A
Cogswell



270
Fig. B
Cogswell



271
Fig. 301
Apexo



272
Fig. 302
Apexo



273
Fig. 303
Apexo



274
Fig. 301W
Seldin



275
Fig. 304W
Seldin



276
Fig. 1H
Heidbrink



277
Fig. 2H
Heidbrink



278
Fig. 40H
Heidbrink



279
Fig. 41H
Heidbrink



280
Fig. 46



281
Fig. 46R



Root Elevators



282
Fig. 44
Cryer



283
Fig. 45
Cryer



284
Fig. 25
Cryer



285
Fig. 26
Cryer



286
Fig. 31
Cryer



287
Fig. 32
Cryer



288
Fig. 80



289
Fig. 81



290
Fig. 81A



291
Fig. 81E



292
Fig. 190



293
Fig. 191



294
Fig. 23

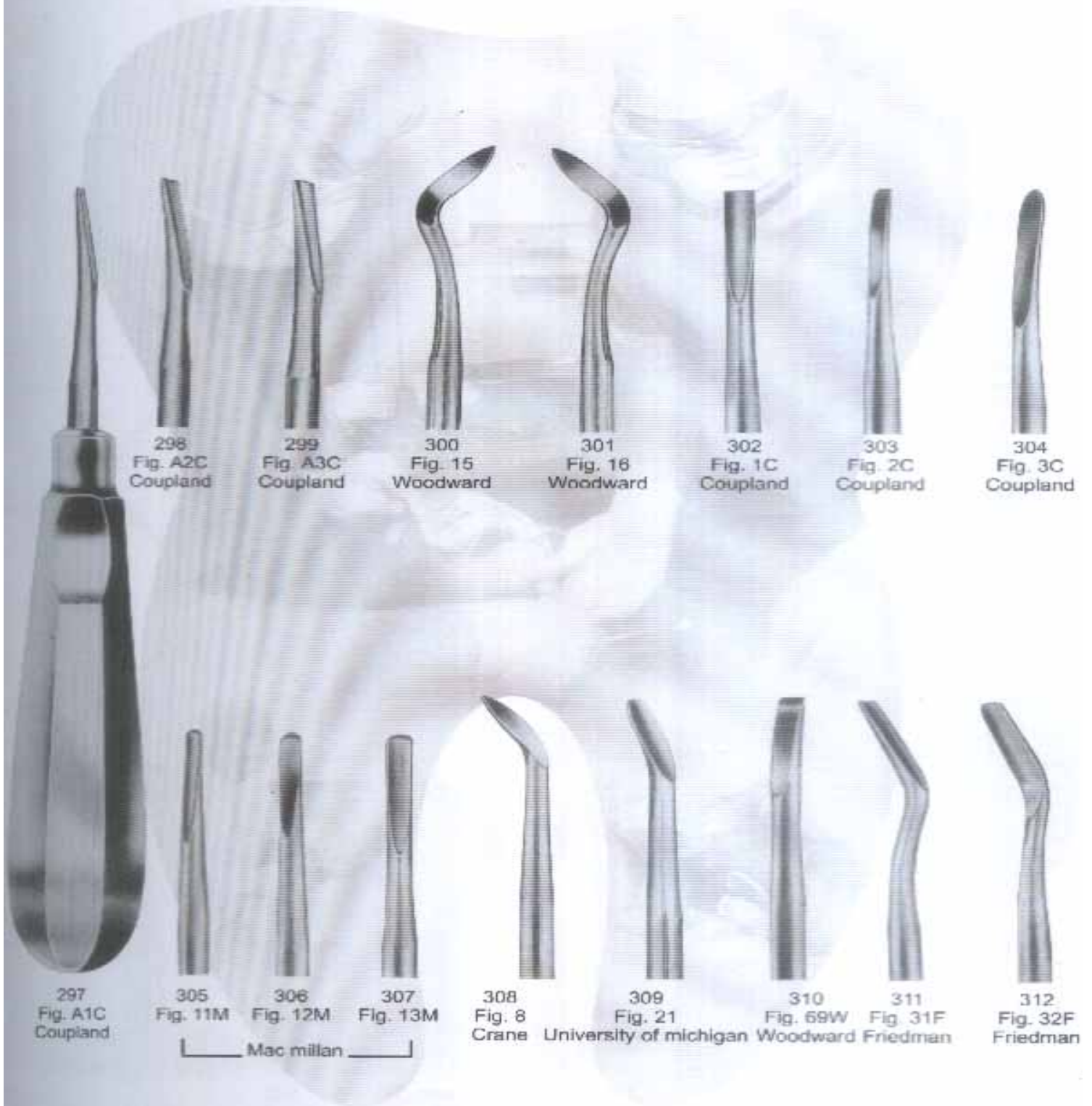


295
Fig. 24



296
Fig. 98

Root Elevators





Root Elevators



313
Fig. 1
Bein



314
Fig. 2
Bein



315
Fig. 3
Bein



316
Fig. 4
Bein



317
Fig. 5
Bein



318
Fig. 6
Bein



319
Fig. 1



320
Fig. 2



321
Fig. 2
Flohr



322
Fig. 3
Flohr



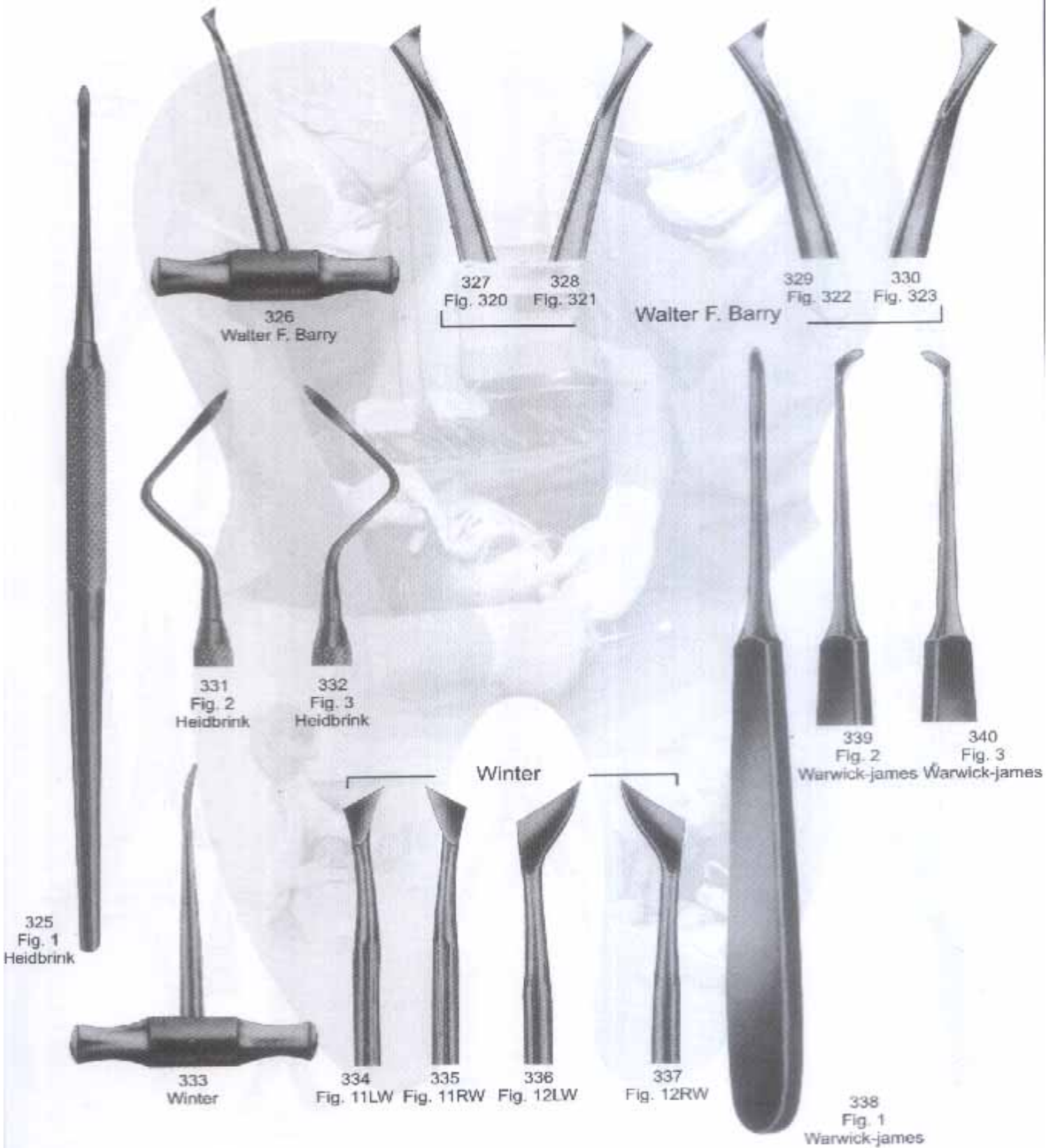
323
Fig. 3
Cryer



324
Fig. 8
Cryer



Root Elevators





341
Waldsachs
15cm



342
Universal
16cm



343
Nance
13.5




344
Aderer
14.5



345
Model marburg
Serrated jaws
14cm



346
Model marburg
Smooth jaws
14cm



347
Model marburg
Carbid inserts jaws
14cm



348
Goslee
One Serrated jaws
14cm



349
14cm



350
14cm



351
14cm



352
14.5cm



353
14.5cm



354
14cm



355
14cm



356
14cm



357
Serrated jaws
12cm



358
How
14.5cm



359
How-angled
14.5cm



360
Arrow clasp forming
12cm




361
Arrow clasp forming
12cm



362
Arrow clasp bending
12cm



363
Peeso
13.5



364
Peeso
13.5cm



365
14cm



366
Langenbeck
14cm



367
14cm




368
13cm



369
Angle
12.5cm



370
Andresen
13cm



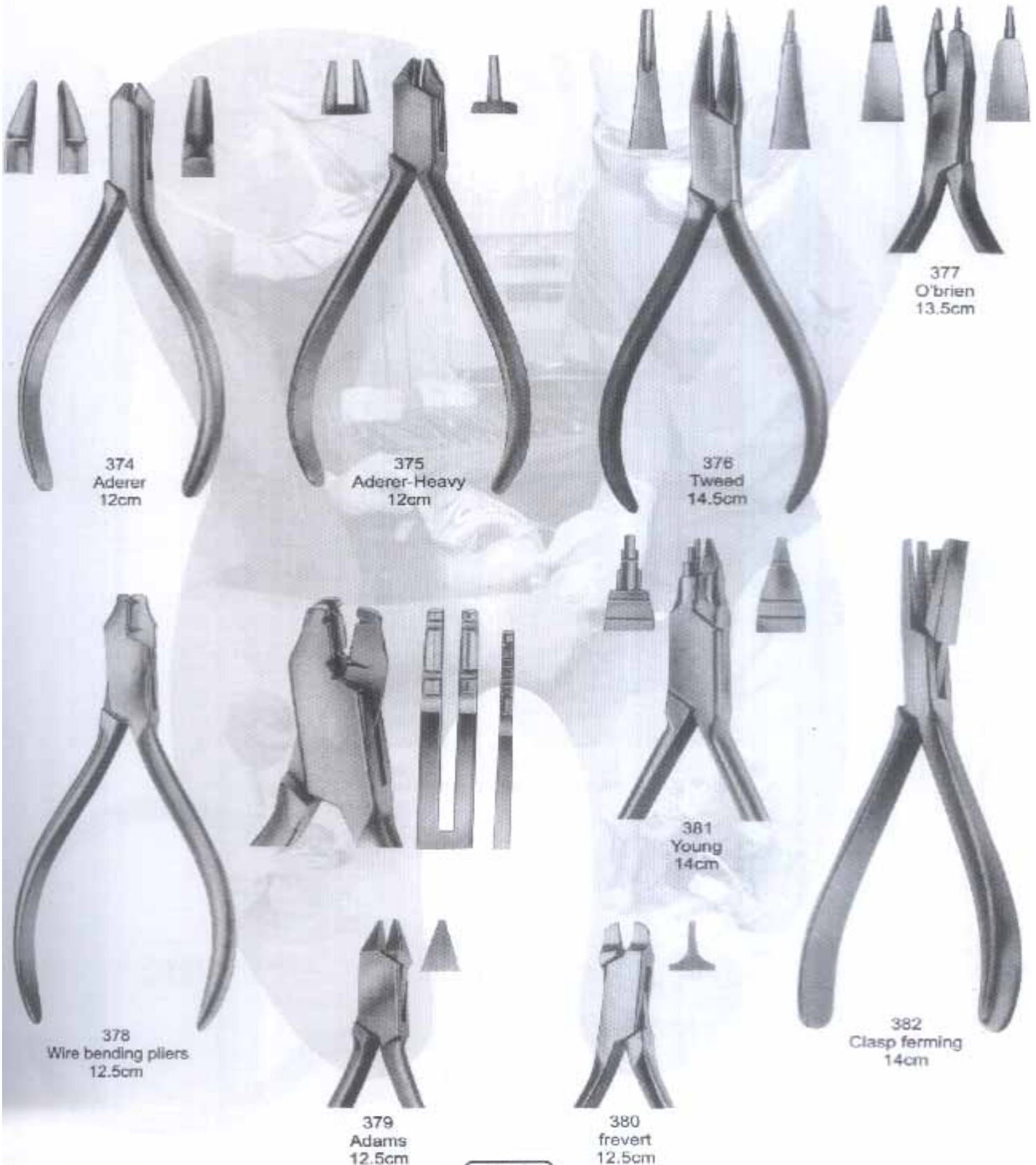
371
13.5cm



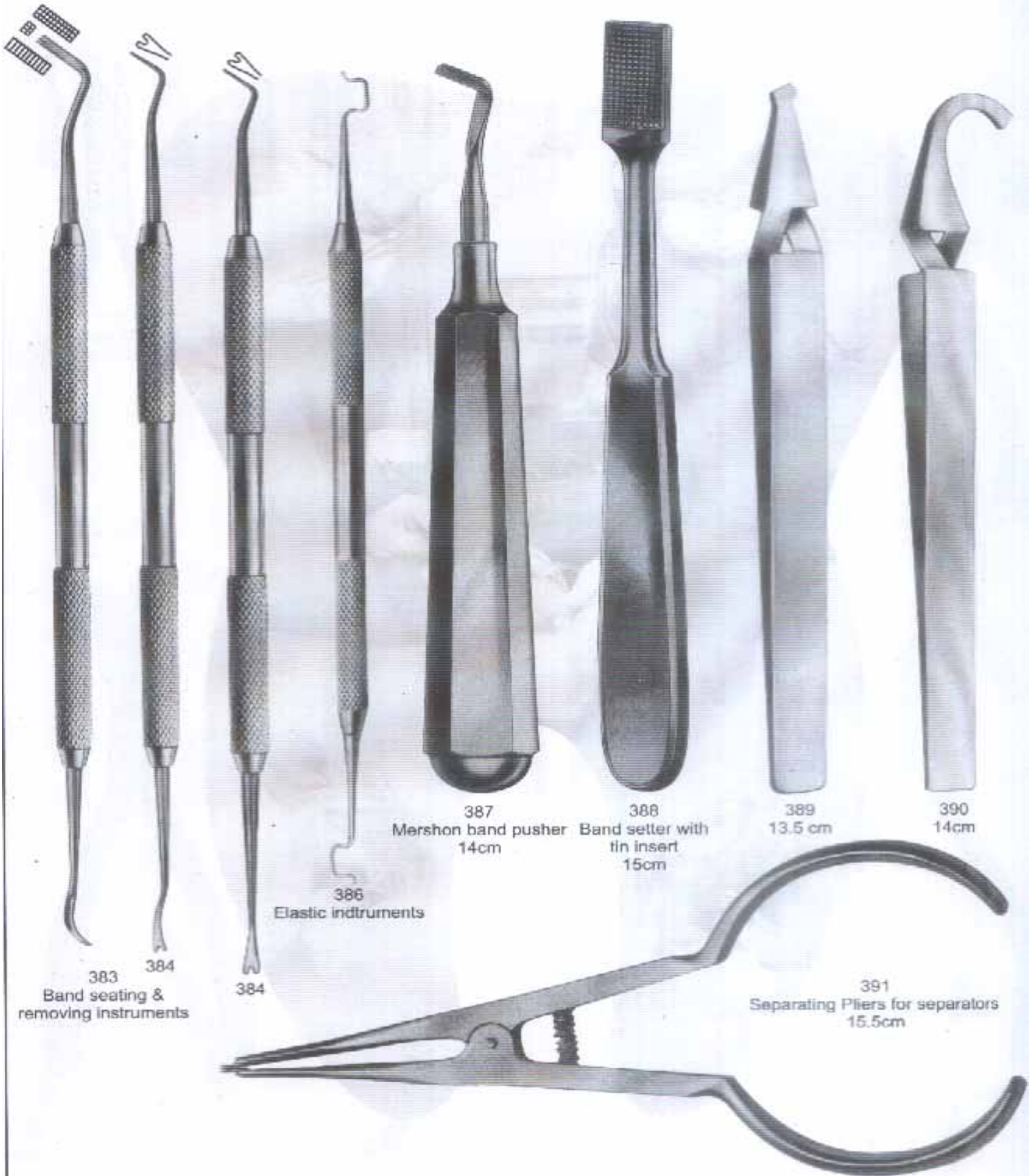
372
Schwarz
13.5cm



373
Fischer
13cm



Orthodontics Instruments



383 384
Band seating & removing instruments

386
Elastic instruments

387
Mershon band pusher
14cm

388
Band setter with tin insert
15cm

389
13.5 cm

390
14cm

391
Separating Pliers for separators
15.5cm

Orthodontics Instruments




392
Mathieu pliers
14cm

393
Elastic ligature placing pliers
14cm

394
Mathieu ligating pliers
14cm

395
Mathieu pliers
with finger ring
14cm

396
Mosquito pliers



397
Bracket positioning gauge



398
Bracket placing tweezer



399
Bracket placing tweezer



400
Ligature tying piler



401
Bracket holding tweezer



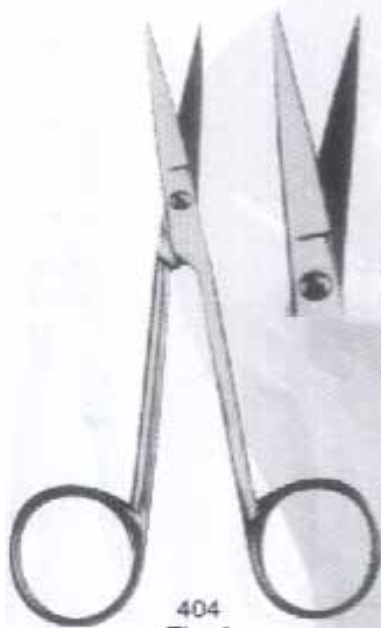
402
Band seating instruments
nylon




403
Mosquito Forceps



Gum Scissors



404
Fig. 1
12cm Straight



405
Fig. 2
12cm Straight




407
Fig. 2
13cm
Goldman-Fox
Saw edge
curved



406
Fig. 1
13cm
Goldman-Fox
Saw edge
Straight



408
Fig. 1
11.5cm
Iris Straight



409
Fig. 2
11.5cm
Iris
Curved



410
Fig. 3
11.5cm
Iris



411
Fig. 1
11.5cm
Angular Saw edge



412
Fig. 2
11.5cm
Angular



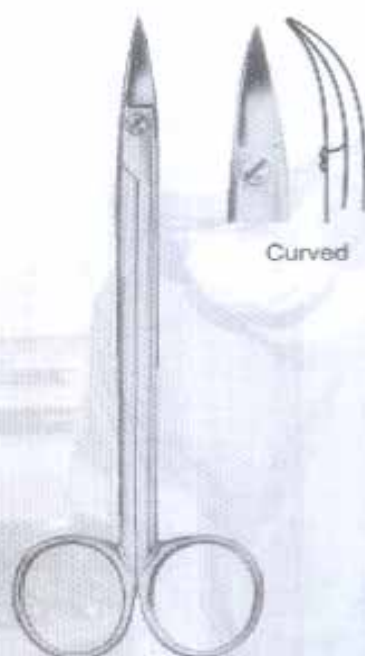
Curved, saw edge



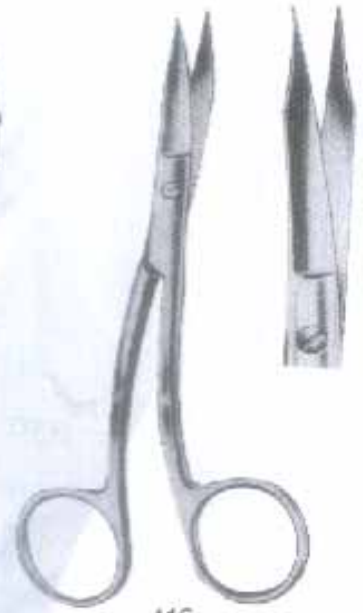
413
Fig. 1
La Grange
11.5cm




414
Fig. 1
Quinby
12.5cm



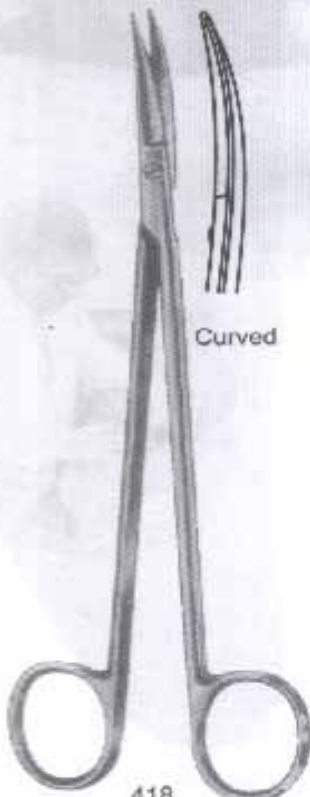
415
Fig. 2
Quinby
12.5cm



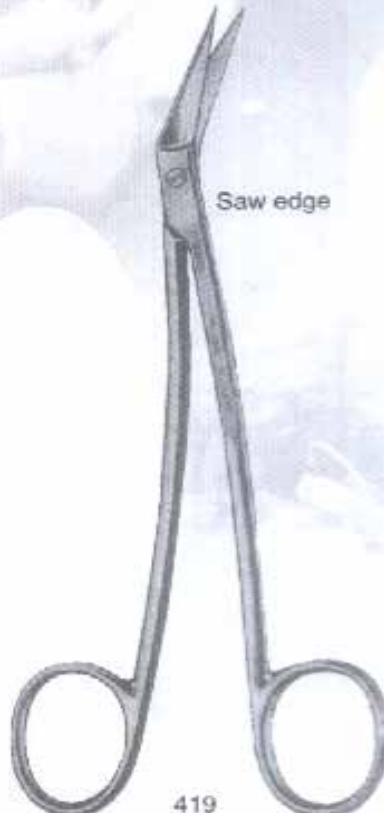
416
Fig. 3
Goldman-Fox (Special)
12.5cm




417
Fig. 1
Kelly
16cm



418
Fig. 2
Kelly
16cm



419
Fig. 1
Locklin
16.5 cm



420
Fig. 2
Locklin
16.5cm



Surgical Scissors



Sharp points

Very fine points

Very fine points

Bunt points

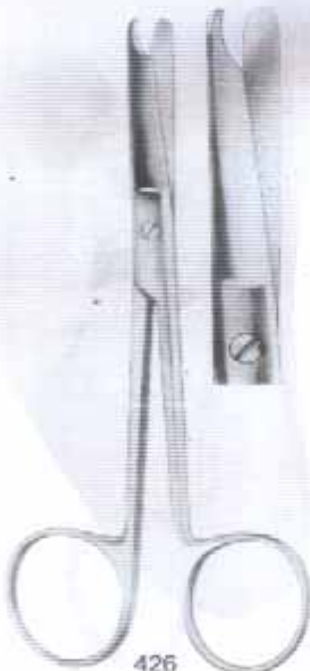


421
Fig. 1
Noyas (Castroviejo)
12cm

422
Fig. 1
14.5cm

423
Fig. 1
Westcott
11cm

424
Fig. 2
Westcott
11cm




425
Fig. 1
Spencer
9cm

426
Fig. 2
Spencer
13cm

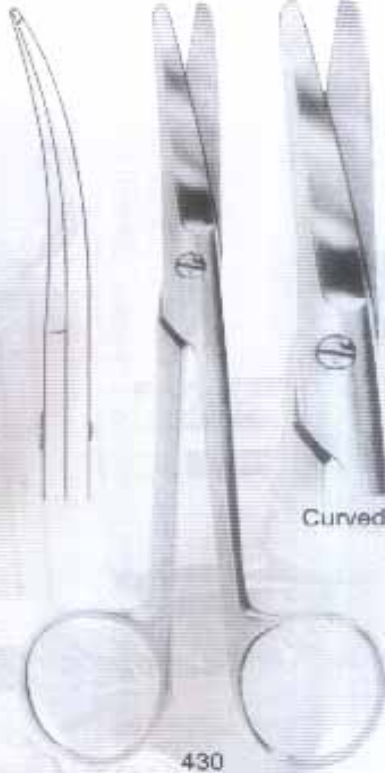
427
Fig. 1
Neumann
12.5cm

428
Fig. 1
Dean
17cm


Surgical Scissors



429
Fig. 1
Mayo
14.5cm



430
Fig. 2
Mayo
14.5cm



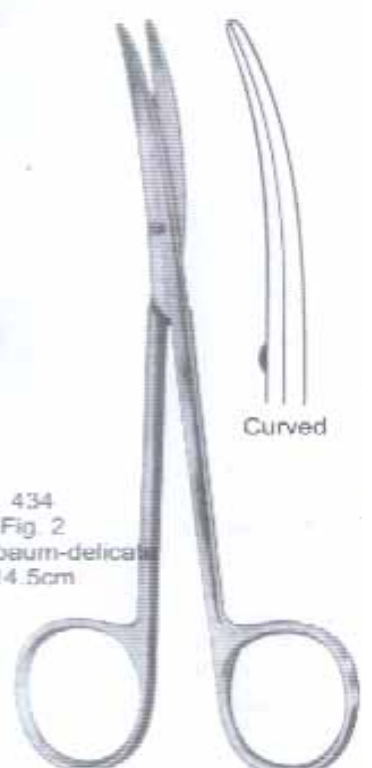
431
Fig. 2
Metzenbaum
14.5cm



432
Fig. 2
Metzenbaum
14.5cm

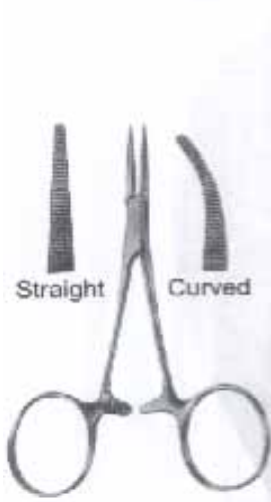


433
Fig. 2
Metzenbaum-delicate
14.5cm

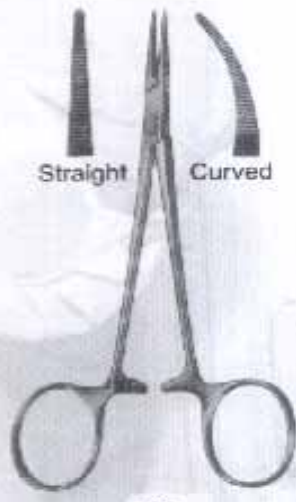


434
Fig. 2
Metzenbaum-delicate
14.5cm

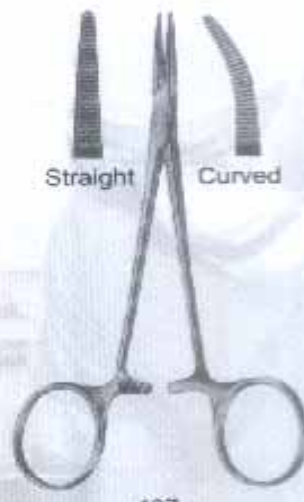
Haemostatic FORCEPS



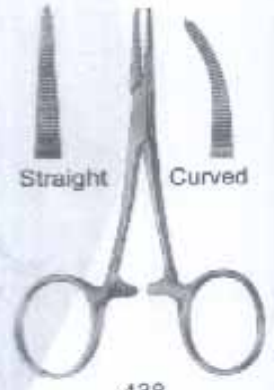
435
Baby-mosquito
10cm



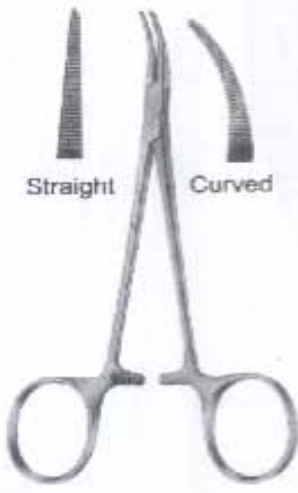
436
Micro-Halsted
12.5cm



437
Halsted-mosquito
12.5cm



438
Baby-mosquito
10cm



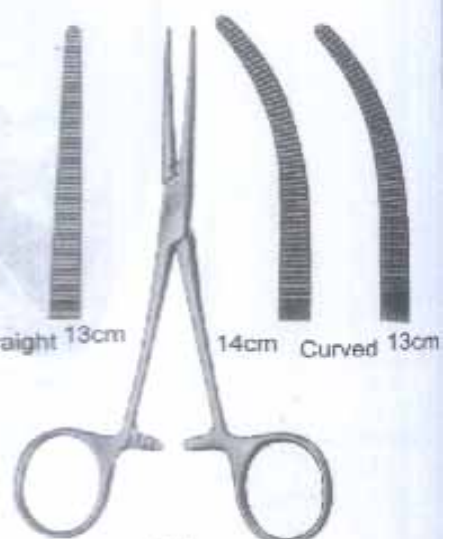
439
Micro-Halsted
12.5cm



440
Halsted-Mosquito
12.5cm



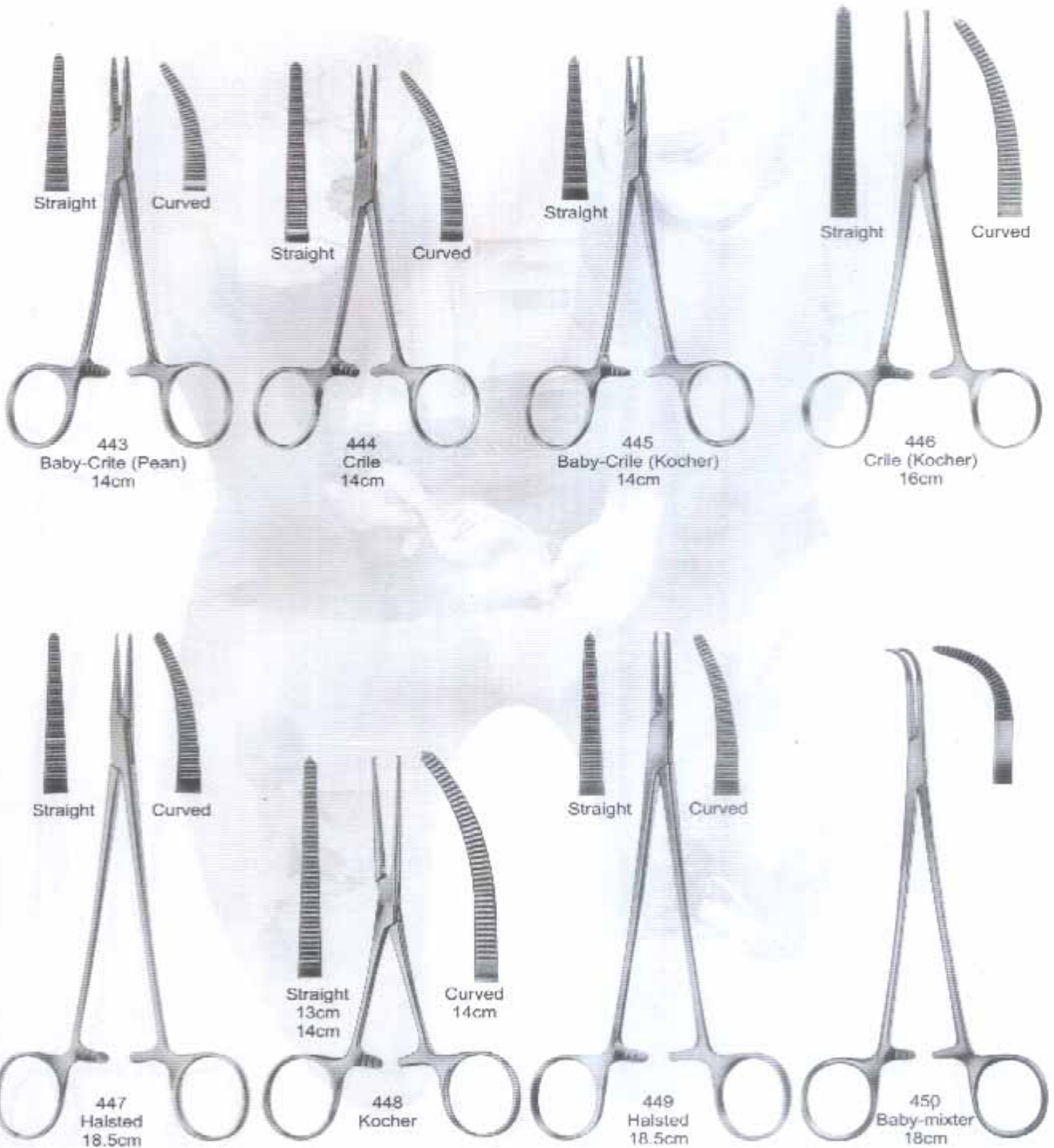
441
Pean
12.5cm, 5"



442
Pean
13cm



Haemostatic FORCEPS



Sponge and Dressing FORCEPS



451
Without Ratchet
14.5cm



452
With Ratchet
14.5cm



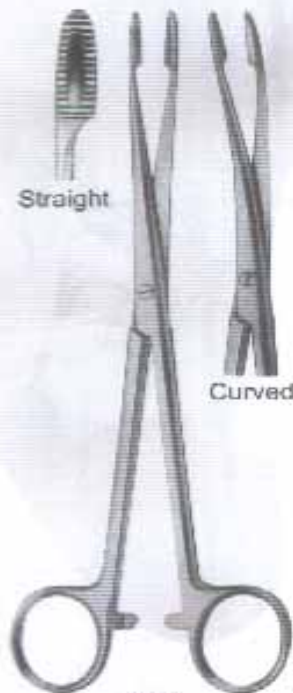
453
Curved
17.5cm



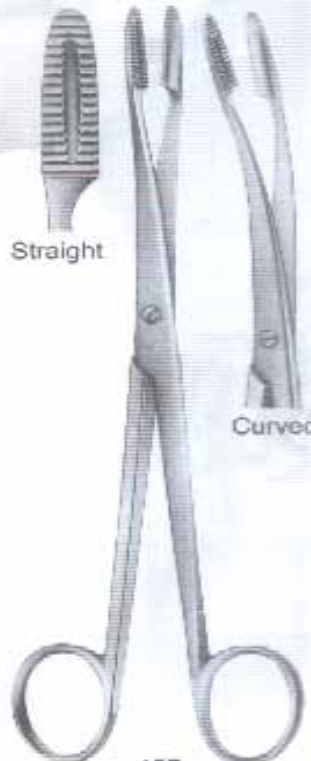
454
Curved
21cm



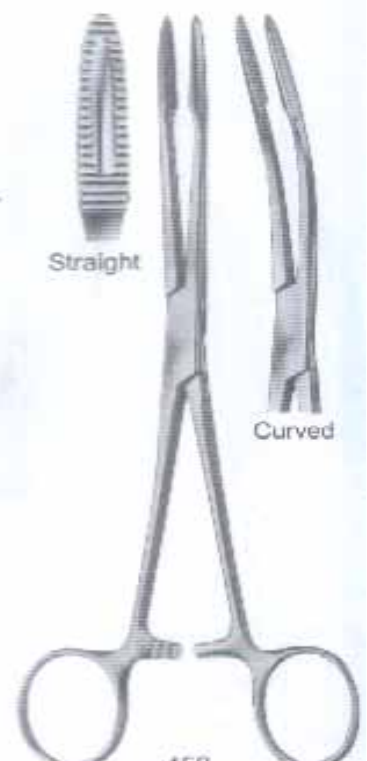
455
Without Ratchet
18cm



456
With Ratchet
18cm



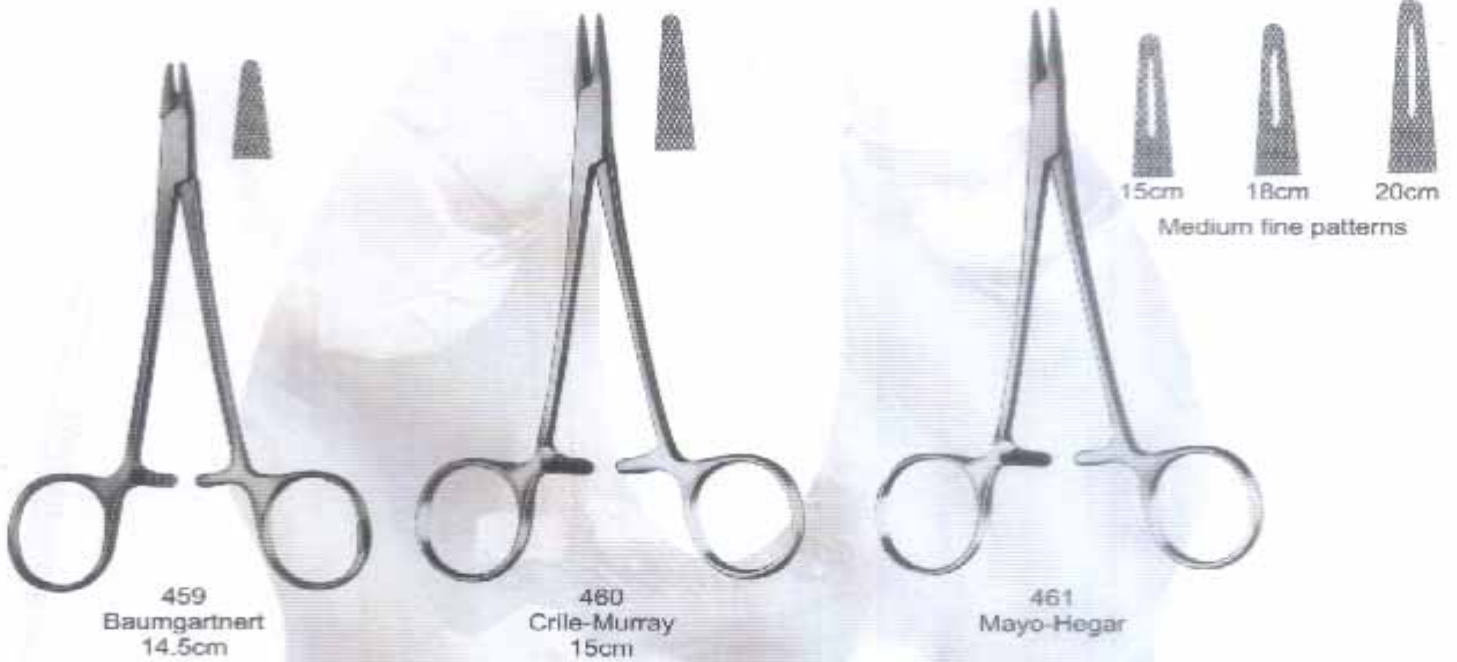
457
Without Ratchet
20cm



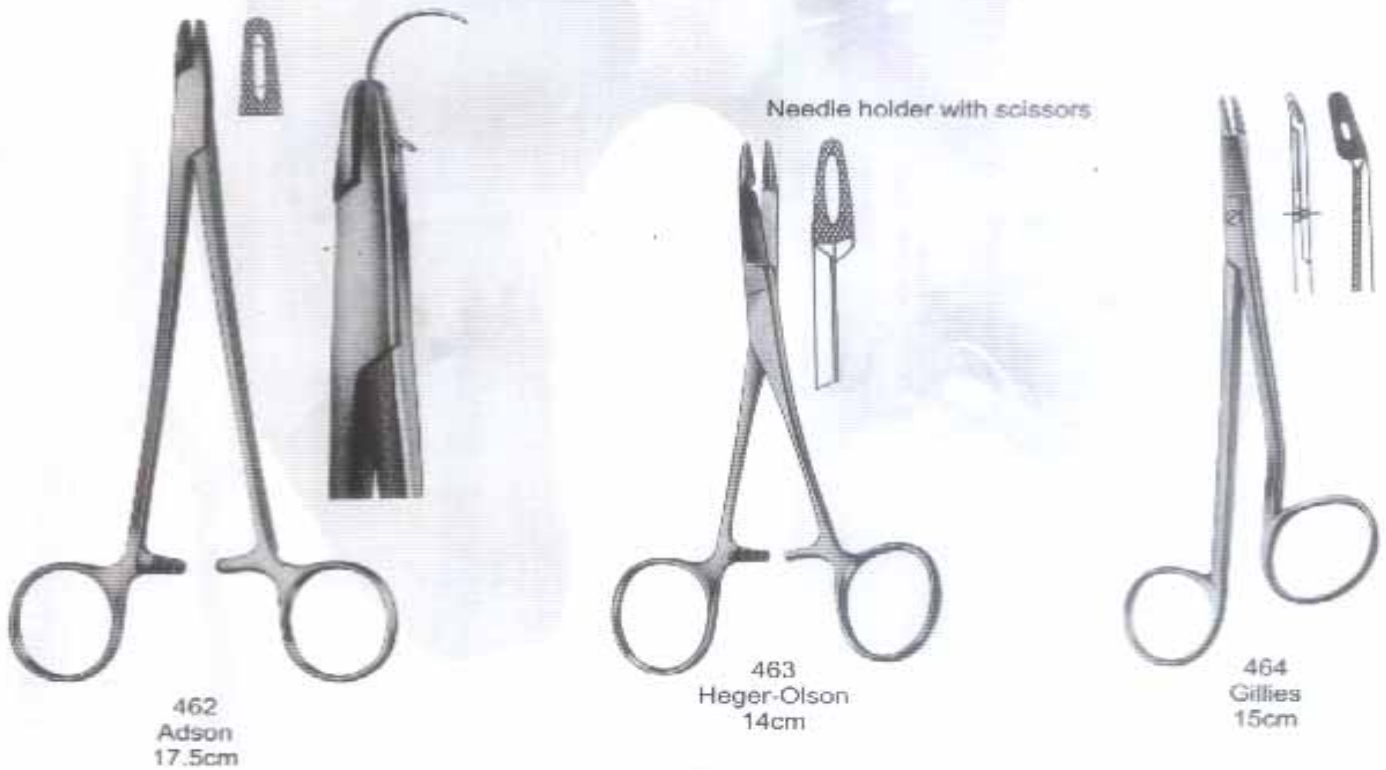
458
With Ratchet
20cm



Needle Holders



Designed for Frontal & Palate Suture





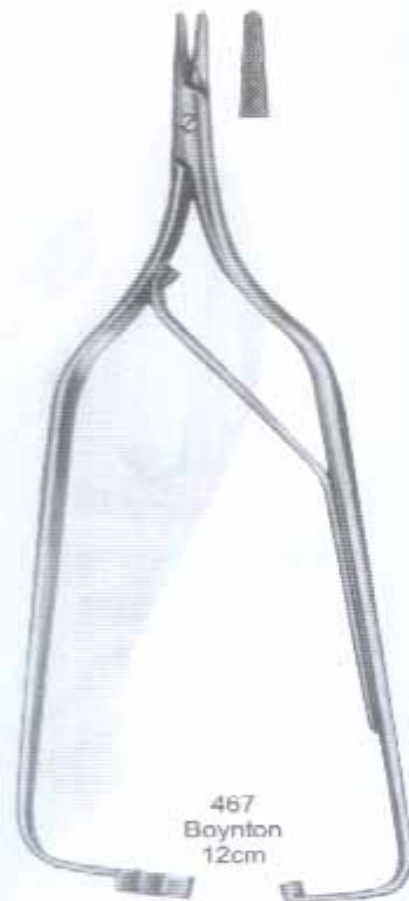
Needle Holders



465
Mathieu
14cm



466
Mathieu
14cm



467
Boynton
12cm



468
Castroviejo
14cm



469
Castroviejo
14cm



Curved Straight

470
Castroviejo
13cm



471
Arruga
16 cm



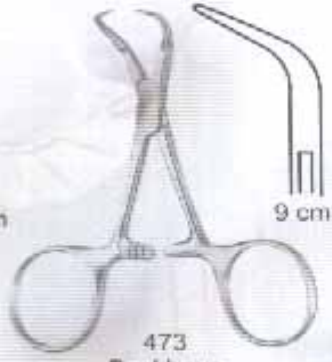
Towel Clamps



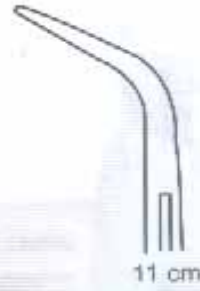
Sterilizing Forceps For Sterile Instruments



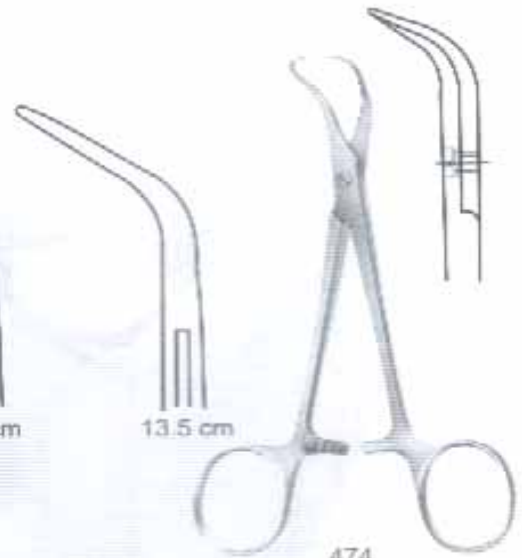
472
Backhaus



473
Backhaus



11 cm




13.5 cm

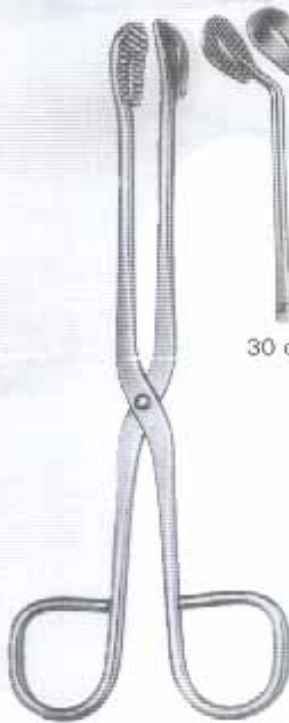
474
Backhaus-Kocher
13.5cm



475
16cm



476
Cheattle
28cm



477
20cm



30 cm 12"



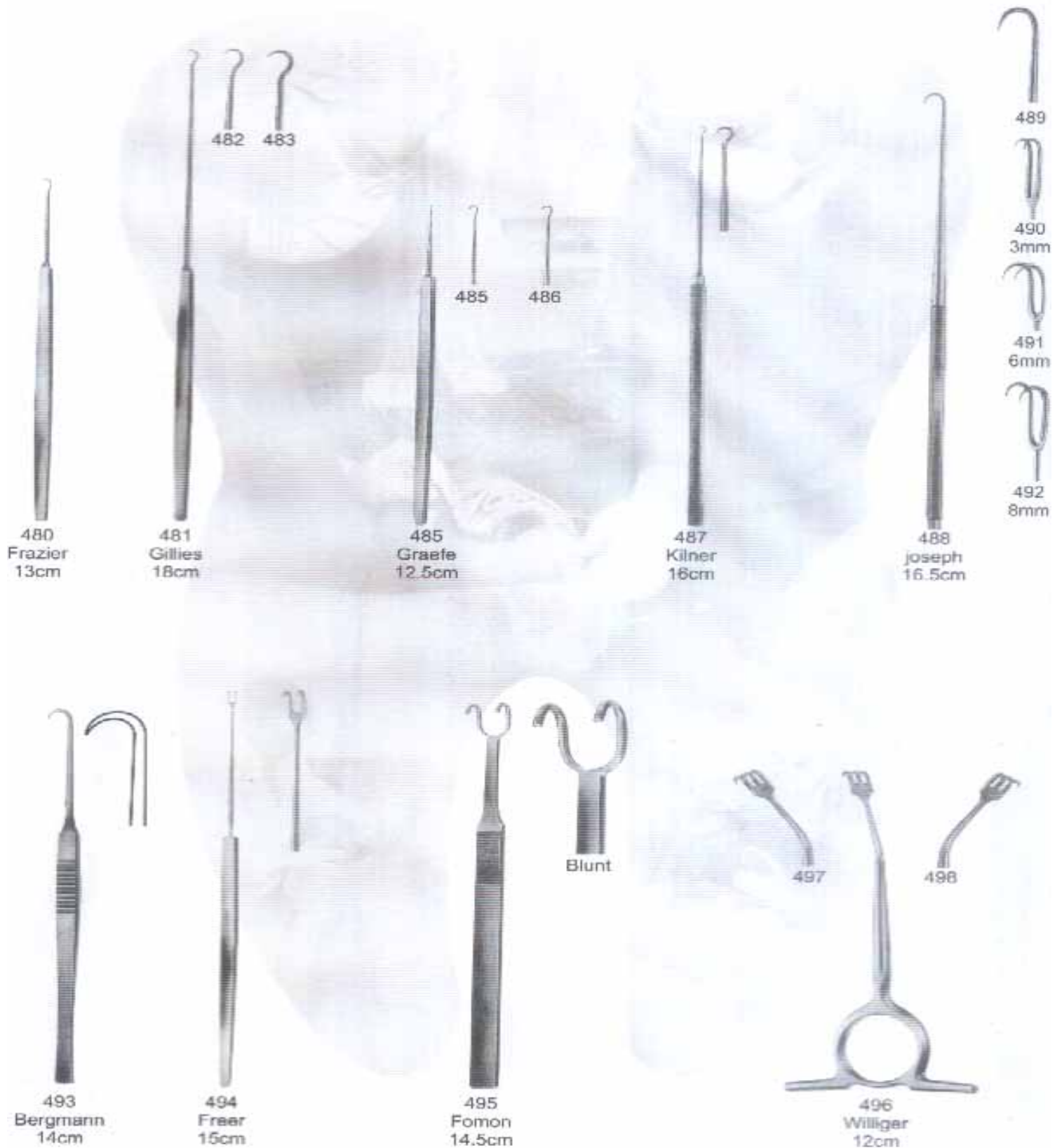
478
20cm, 8"
30cm, 12"



479
Rogge
23,5cm



Skin Hook & Retractors





Retractors



499
Small Curve Sharp
16.5cm



500
501
502
503



504
Small Curve Blunt
16.5cm



505
506
507
508



509
Flexible Shaft, Sharp
15.5cm



510
511



512
Strandell-Stille
18cm

513
Blunt

514
Toothed



515
16cm



516

517



518
Langenbeck-Green
16cm



519
16x6mm



520
25x6mm



521
16cm



522
11x13 mm




Retractors



25×10mm
22×10mm



23×16mm
20×16mm



525
Roux-set
16.5cm
consisting of:

- 526 19×22mm
23×30mm
- 527 25×26mm
28×38mm
- 528 28×29mm
33×45mm



524
Farabeaf
15cm

28×12mm
32×12mm

523
Farabeaf
12.5cm



529
30×10mm

24×10mm
28×16mm

524
Farabeaf
15cm



529
Langerbeck
23cm

532
25×6mm



533
35×8mm



534
35×11mm



535
35×15mm



536
41×11mm



537
55×11mm



532
Kocher-Langerbeck
21.5cm

Cheek Retractors



538
Middeldorpf



538
15×15mm
22cm



539
20×22mm
21.5cm



540
28×28mm
23.5cm



541
Greene
22.5cm



542
Buchs
20.5cm



543
Langenbeck
21cm



543
28×10mm



544
28×14mm



545
33×14mm



546
28×16mm



547
40×10mm



548
40×13mm



549
Kocher
21cm



23×8mm



550
Alm
7cm

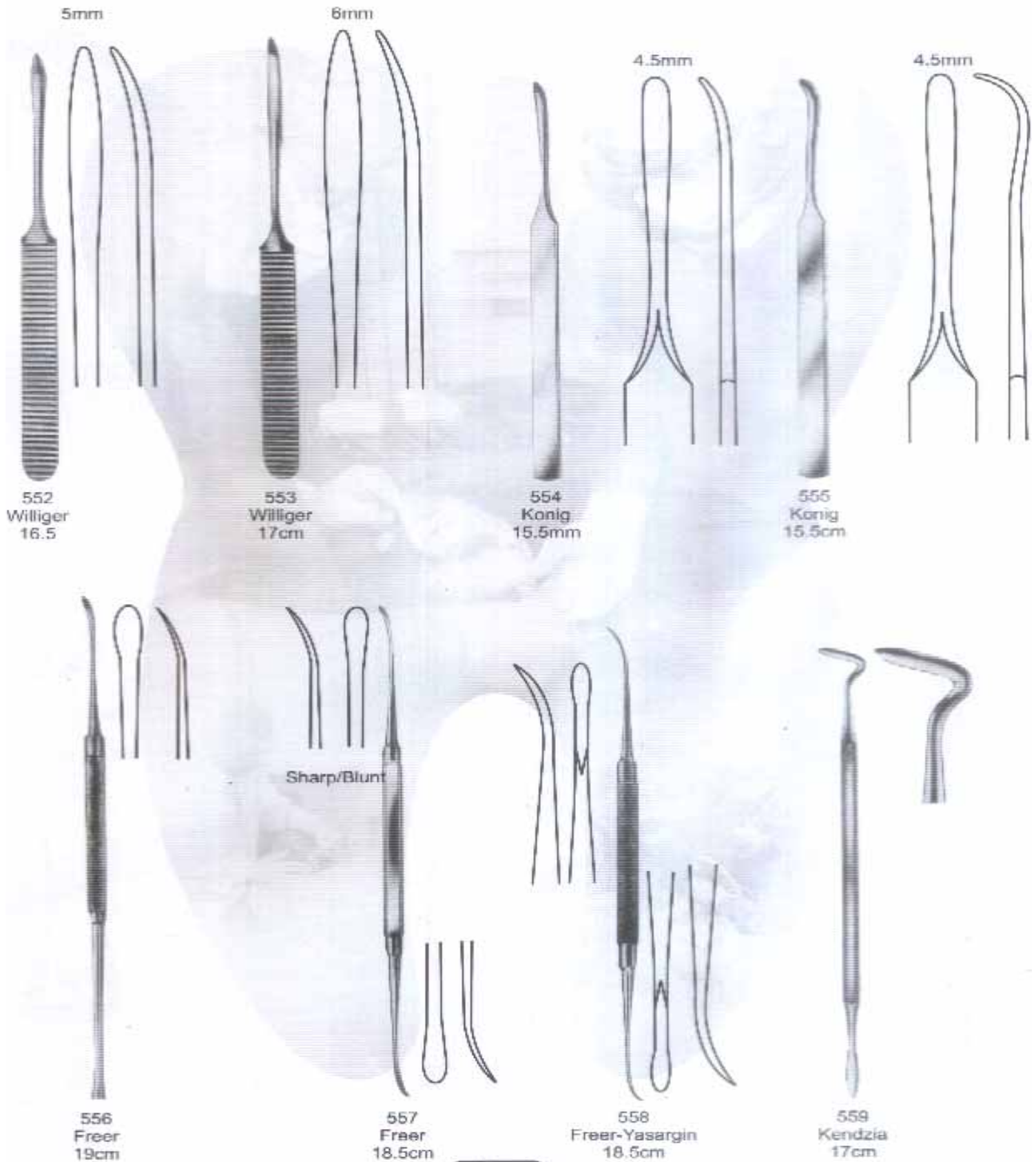
Sharp Blunt



551
Alm
10cm

Sharp Blunt

Elevators



Raspatories





Elevators




574
Seldin
19.5cm



575
Seldin
19.5cm



576
Chompret
15cm



577 578



579 580

4 mm



581
Freer
16cm

4 mm



582
Freer
16cm

4 mm



583
Partsch, mod
14.5cm




584
Mead
16.5cm



585
Mead
18cm



Chisels & Gouges



586
Partsch
17cm



587
Freer
16cm




588
Freer
16cm



589
Lucas
16cm



590
Lucas
16cm



591
Lambotte
12.5cm




592
14cm



593
Partsch
14cm



594
Partsch
17cm



595
Partsch
14cm



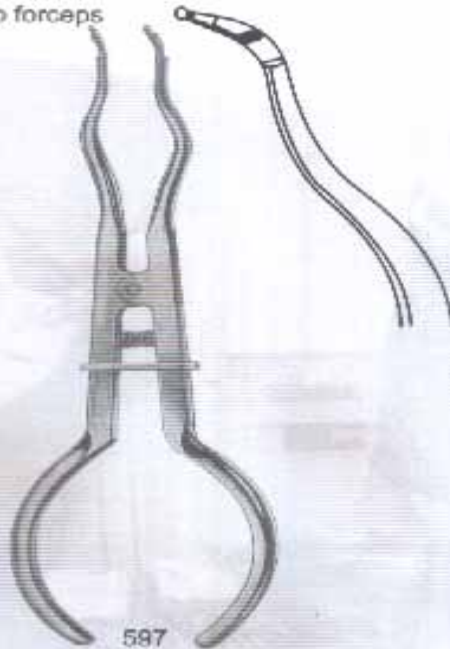
Rubber Dam Instruments



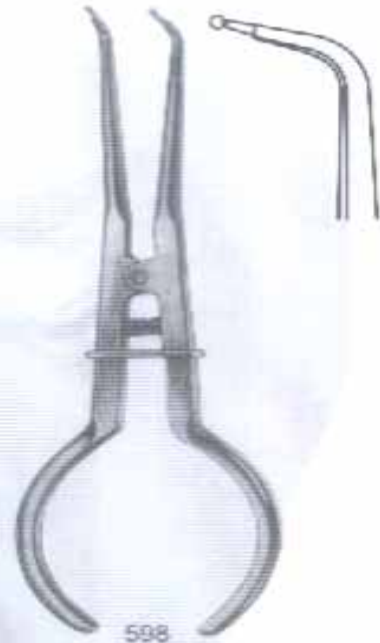
Calmp forceps



596
Ivory light weight
17cm



597
Brewer
17.5cm



598
Stokes
17.5cm

Punch forceps




599
Ainsworth
17cm



600
Ivory
17cm

Rubber dam frame



601

Tissue Pliers

602
Fig. 1
Adson, 12cm



603
Fig. 1
Adson 1x2, 12cm



604
Fig. 1
Semken-Taylor
12.5 cm



605
Fig. 2
Semken-Taylor
12.5cm



606
Fig. 1
Semken-Taylor 1x2
12.5cm



607
Fig. 2
Semken-Taylor 1x2
12.5cm



608
Fig. 2
12cm



609
11.5cm



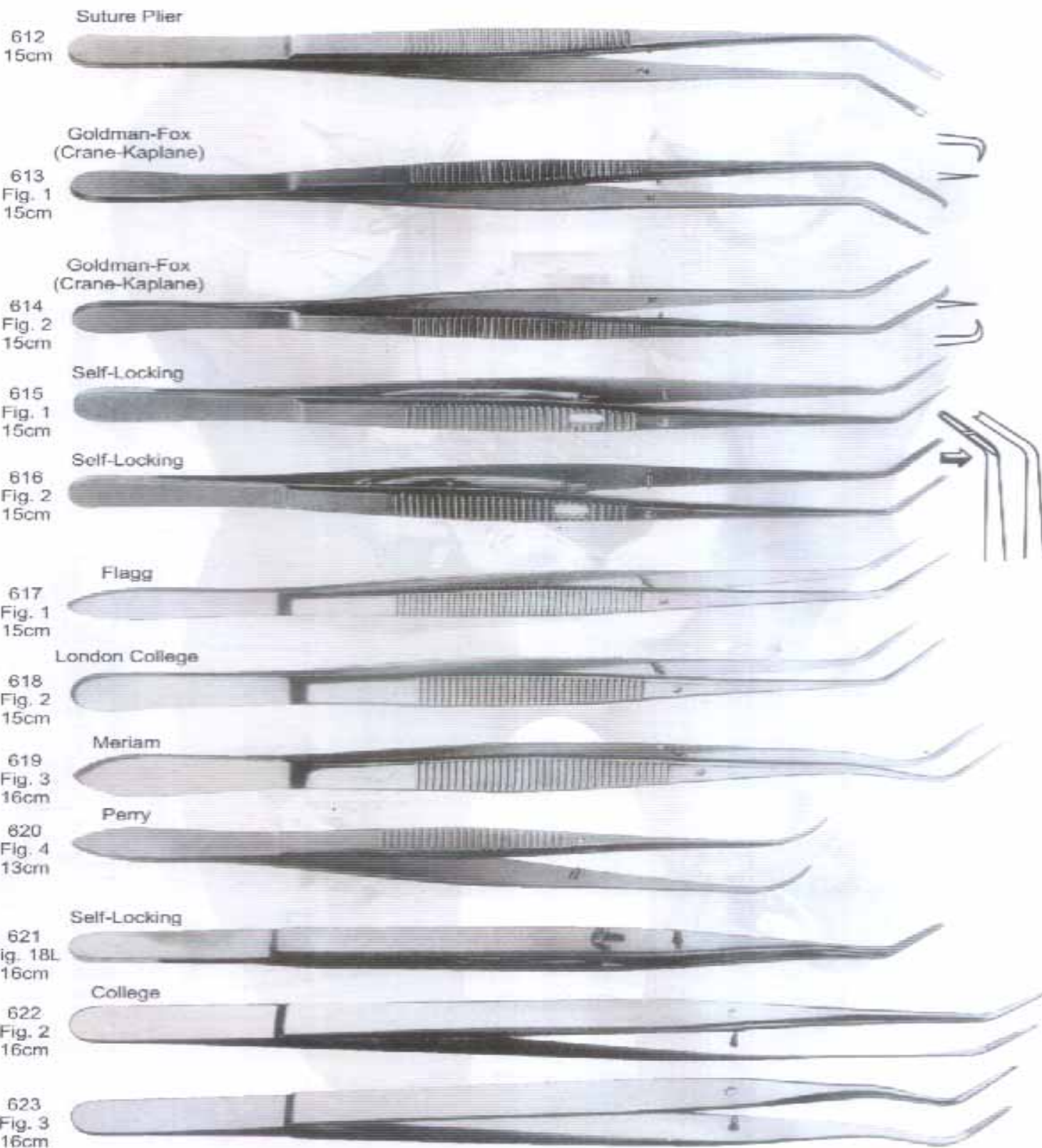
610
11.5cm



611
11.5cm

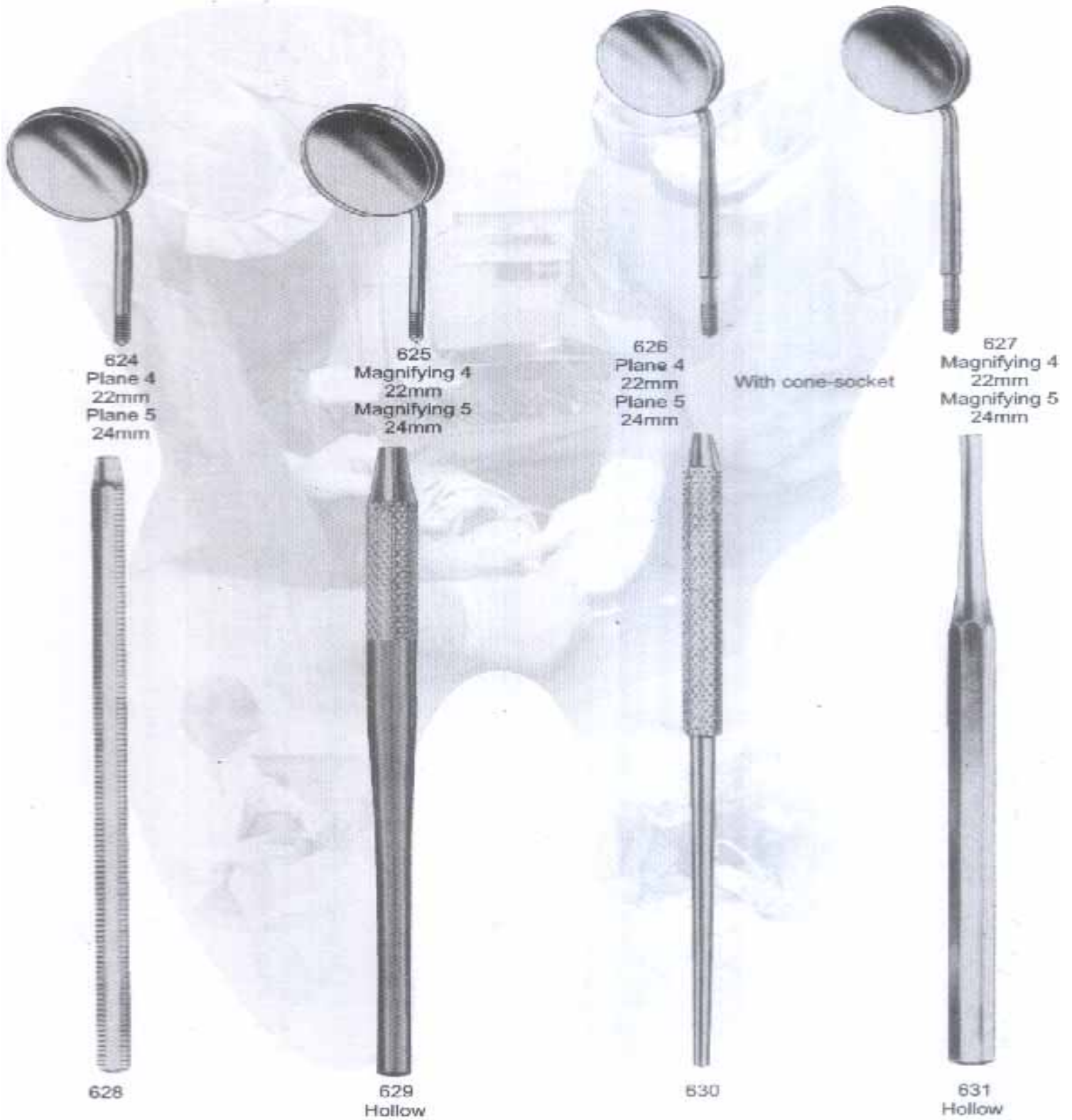


Cotton And Dressing Pliers



Mouth Mirrors

HANDLES FOR MOUTH MIRRORS



Scalpel Handles



632
Fig. 3L



633
Fig. 7



634
Fig. 5



635
Fig. 5A



636
Fig. 3



637
Fig. 3G



638
Fig. 4



Handles Reference Guide



A

Single ended
Knurling round



B

Double ended
Knurling round



C

Single ended
Serrated octangle



D

Double ended
Serrated octangle



E

Single ended
hollow round



F

Double ended
hollow round



G

Double ended
hollow round grooved



H

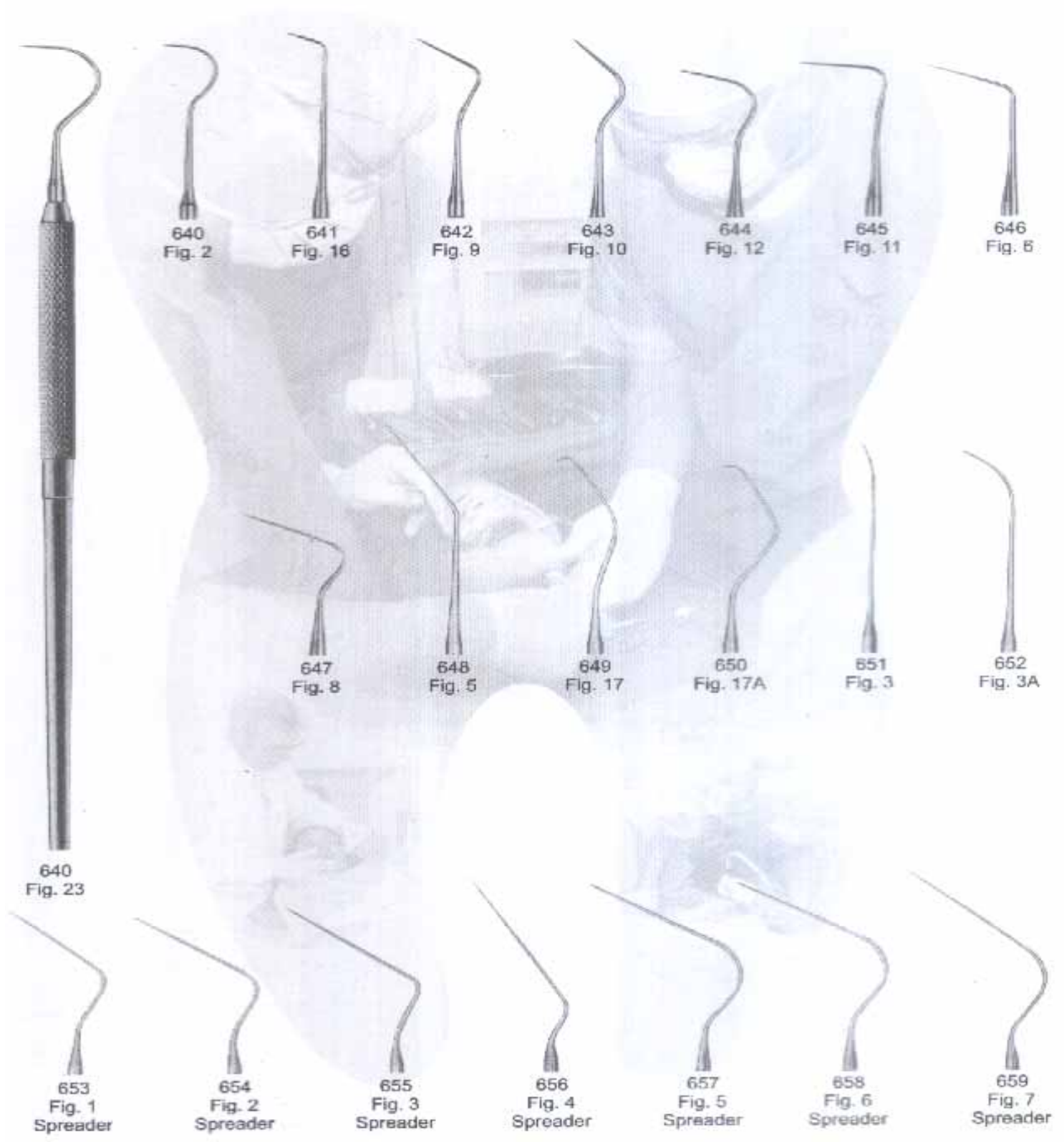
Double ended
swiss pattern octangle



Explorers



ENDODONTIC INSTRUMENTS

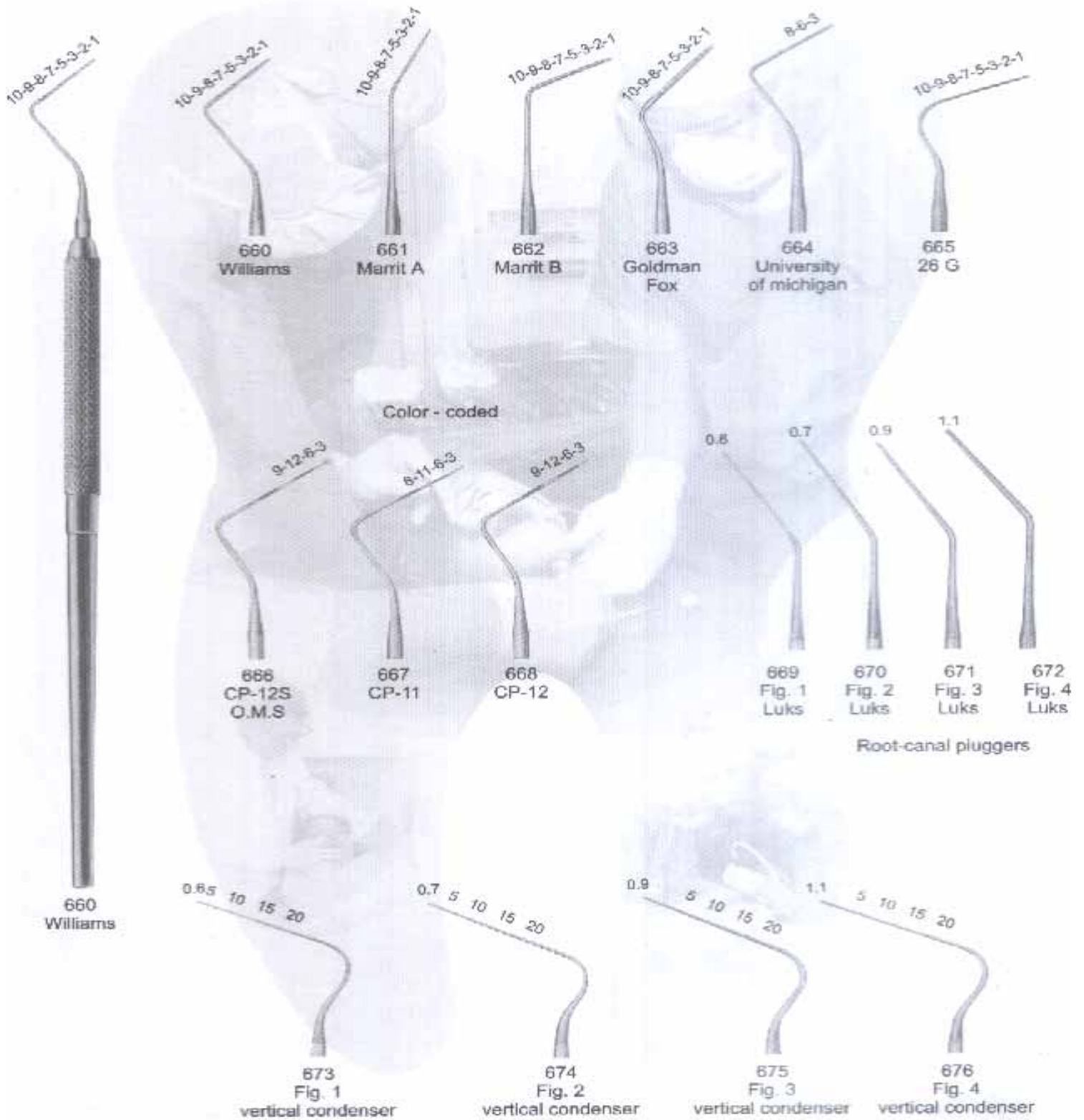




Periodontal Pocket Probes



ENDODONTIC INSTRUMENTS

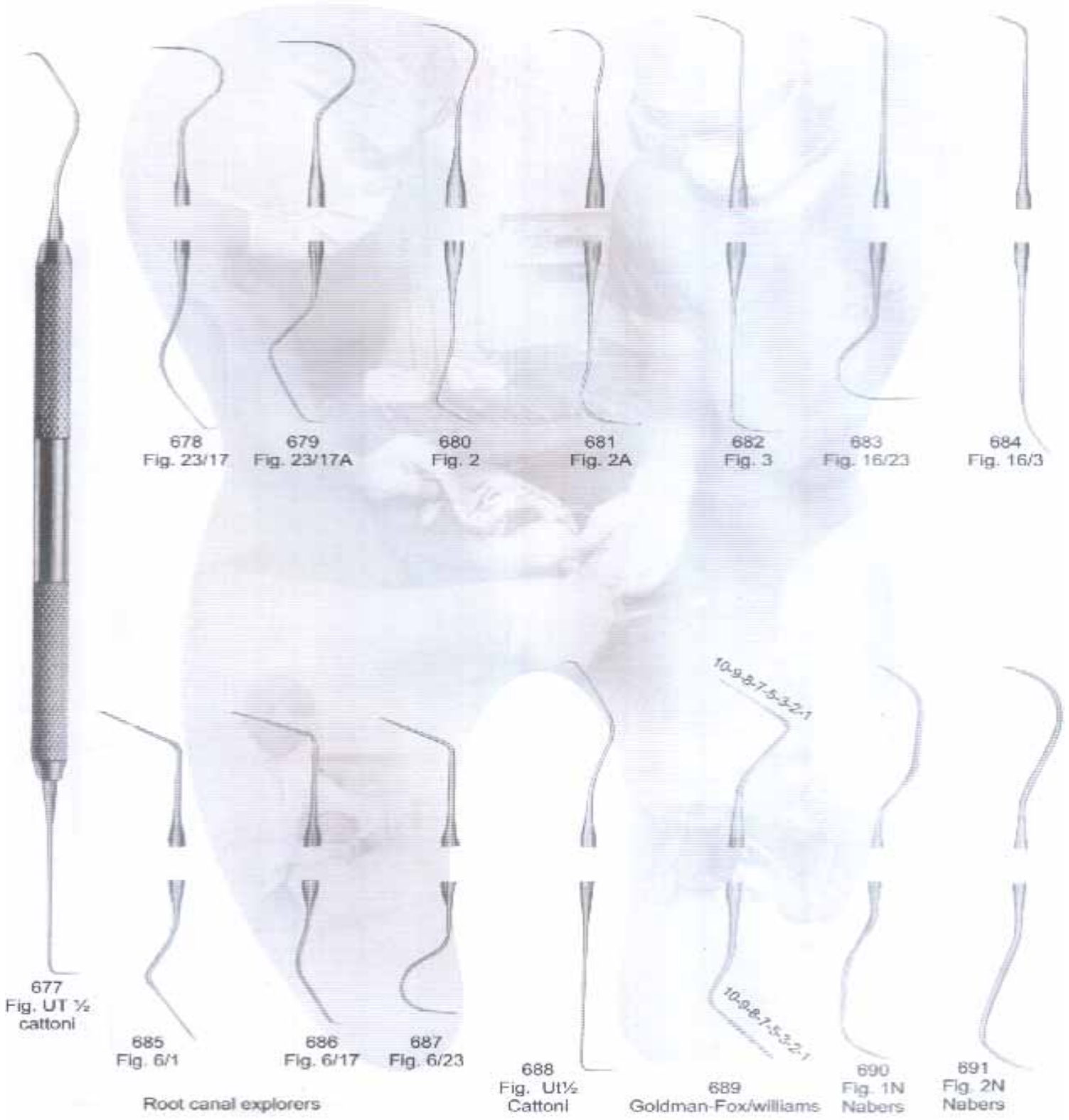




Explorers



PROBES

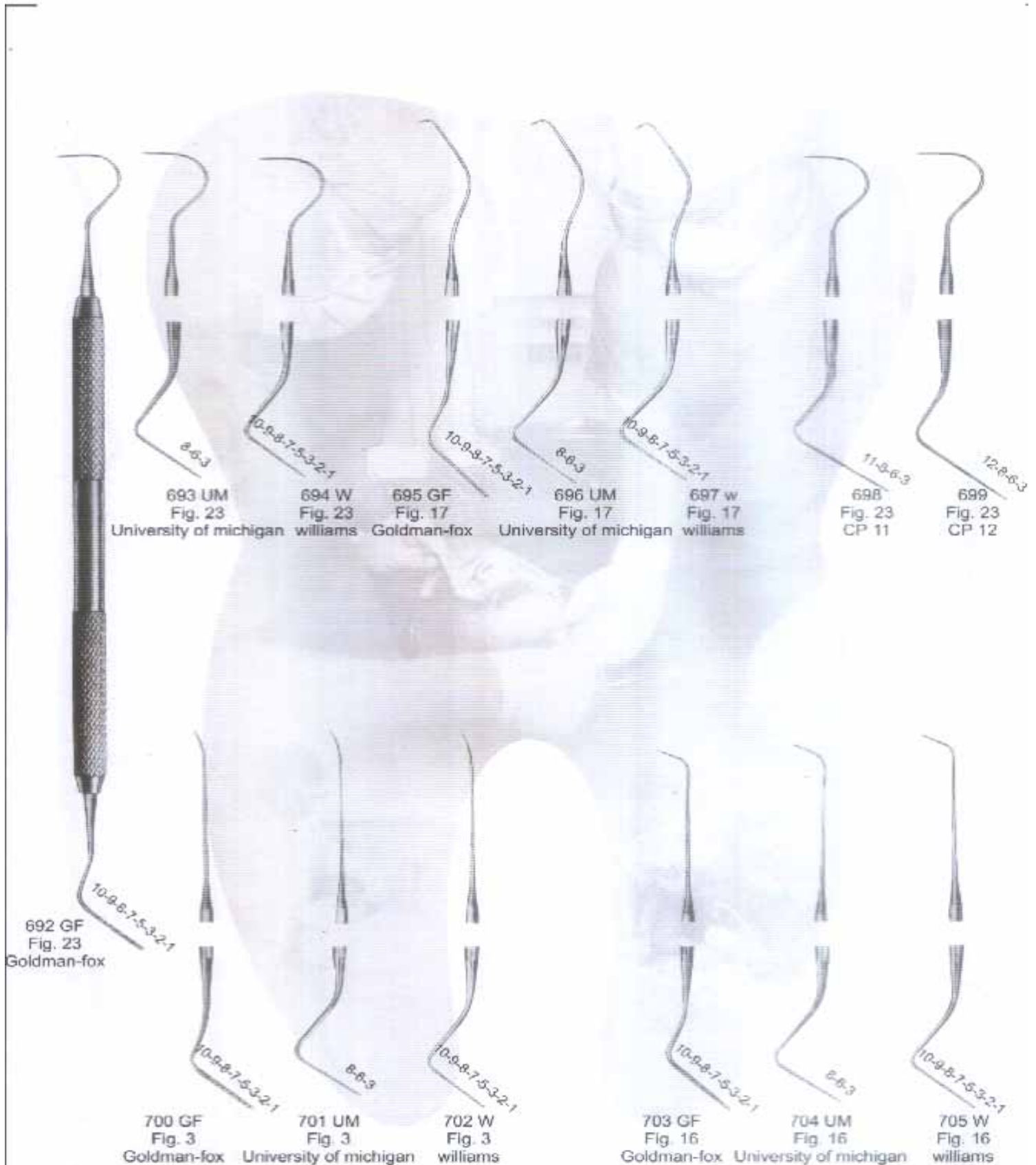




EXPLORERS



ENDODONTIC INSTRUMENTS





FILLING INSTRUMENTS



706
Fig.1



707
Fig.2



708
Fig.3



709
Fig.4




710
Fig.5



711
Fig.1



712
Fig.2



713
Fig.3

Serrated



714
Fig.1L



715
Fig.2L



716
Fig.3L

Smooth



717
Fig.1

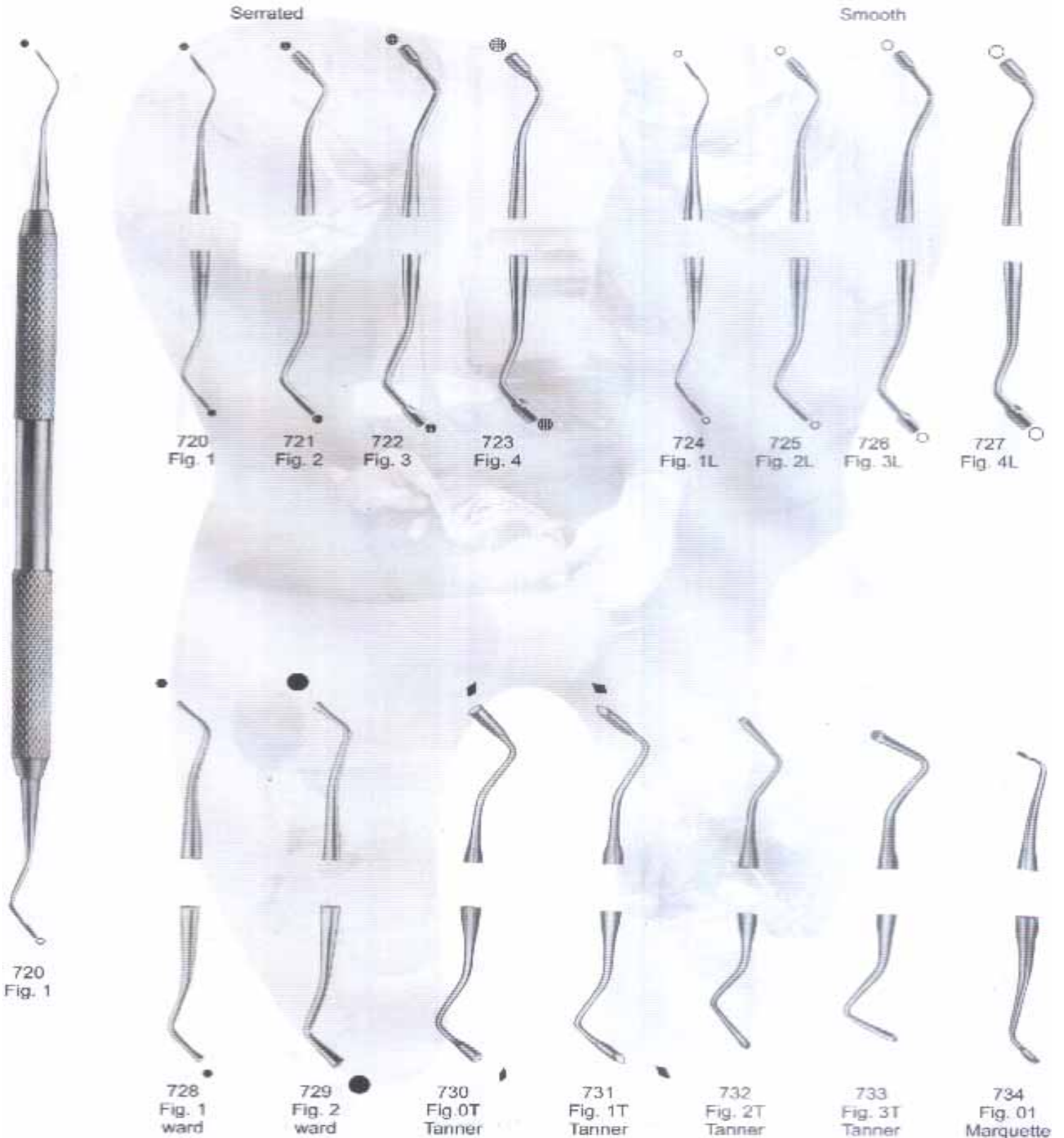


718
Fig.2



719
Fig.3

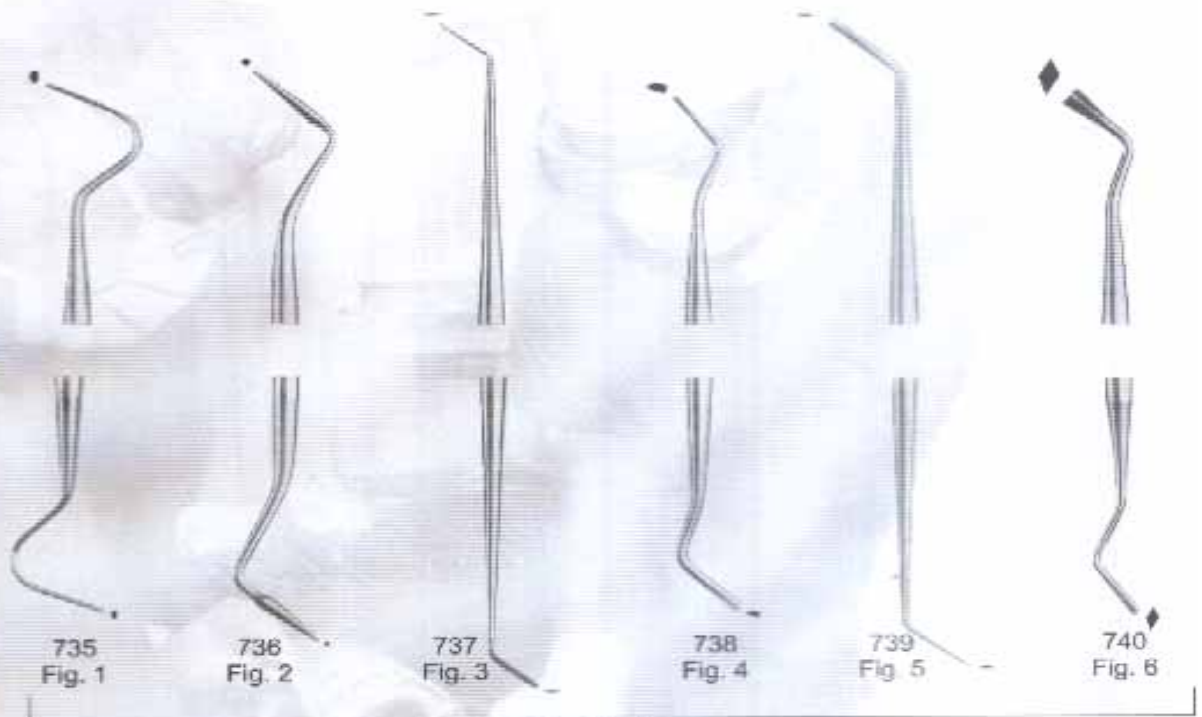
FILLING INSTRUMENTS



FILLING INSTRUMENTS



735
Fig. 1



735
Fig. 1

736
Fig. 2

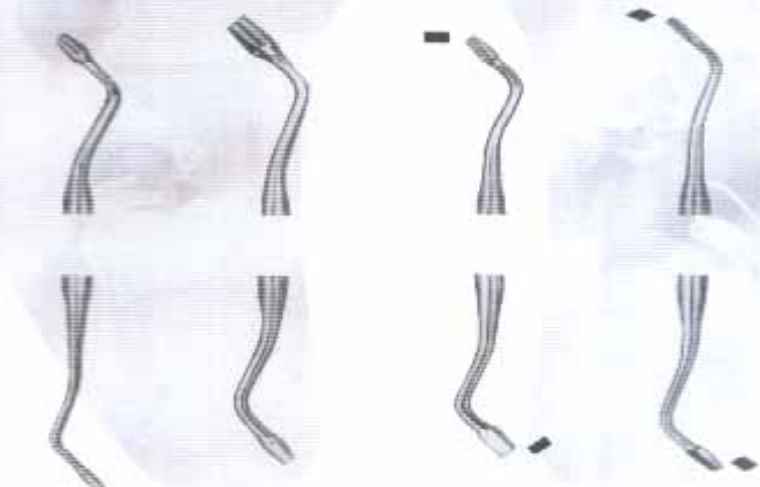
737
Fig. 3

738
Fig. 4

739
Fig. 5

740
Fig. 6

Set of 6 pieces



741
Fig. H1
Hollenback

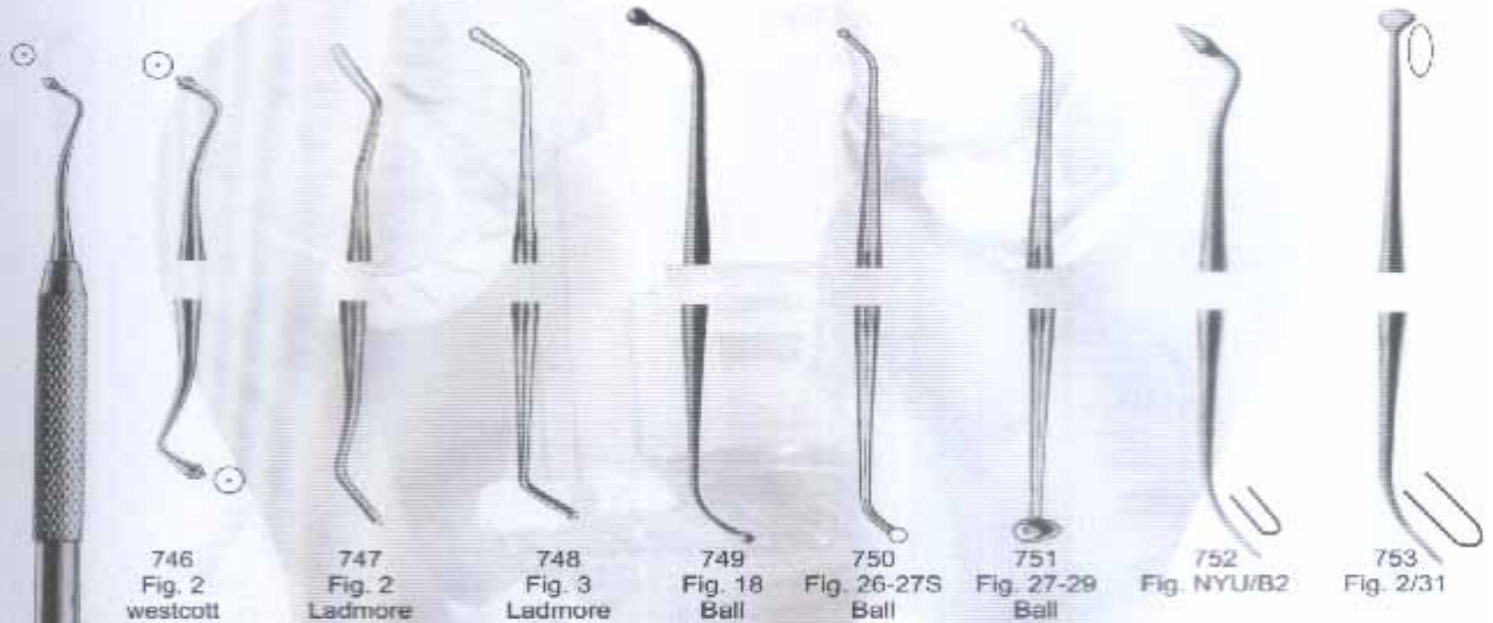
742
Fig. H2
Hollenback

743
Fig. H3
Hollenback

744
Fig. H4
Hollenback

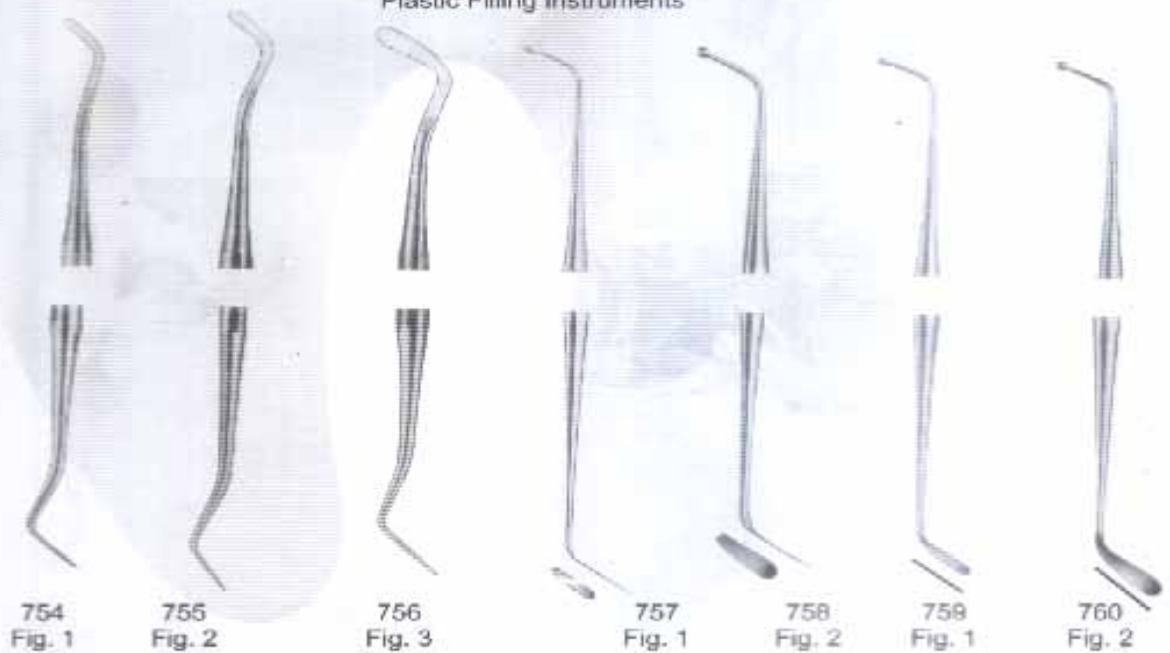
FILLING INSTRUMENTS

PLASTIC FILLING INSTRUMENTS



Plastic Filling Instruments

745
Fig. 1
westcott

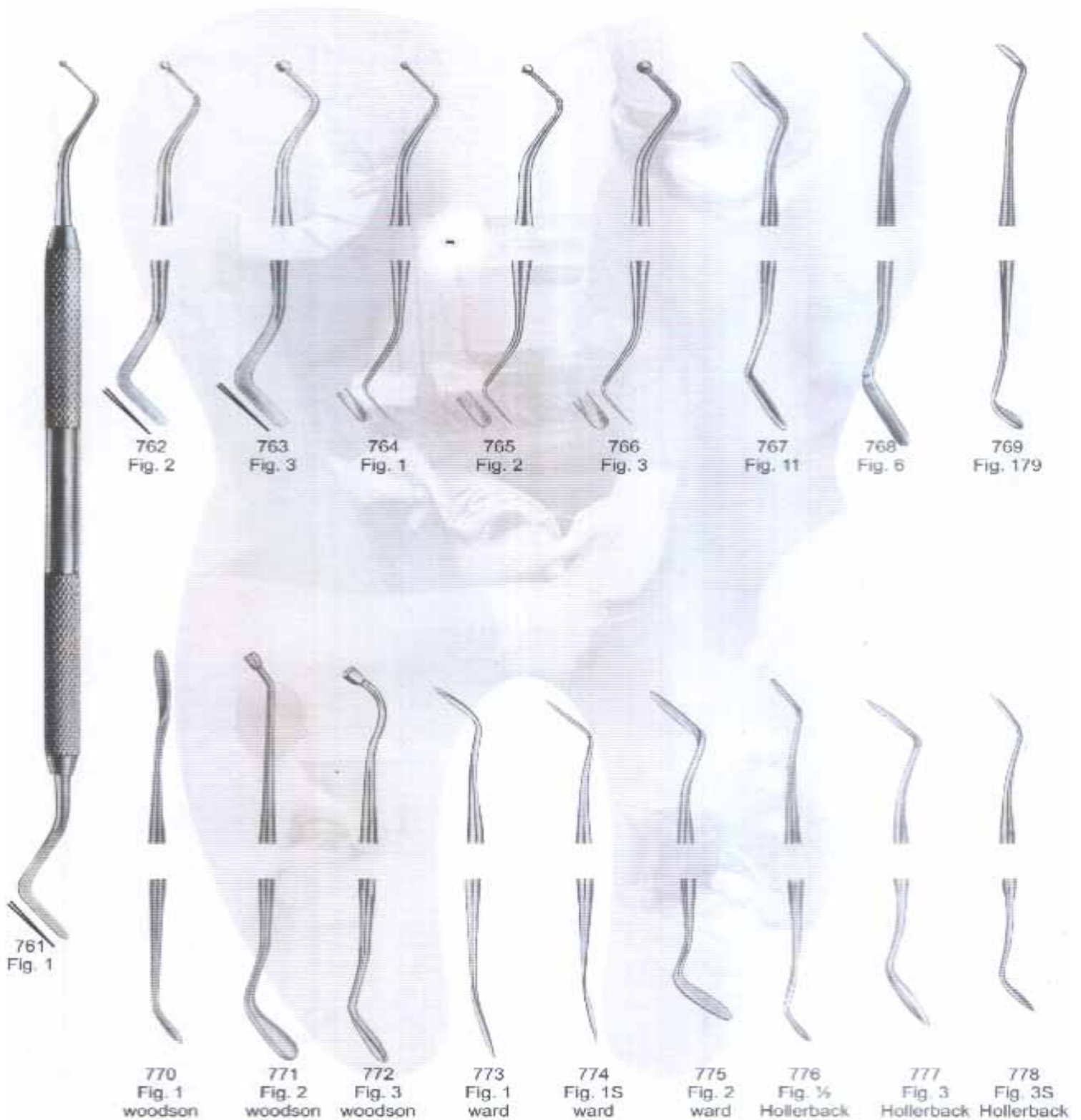




PLASTIC FILLING INSTRUMENTS



AMALGAM CARVERS





AMALGAM CARVERS



OPERATIVE INSTRUMENTS



779
Fig. 1
farhim



780
Fig. 2
USC



781
Fig. 1
interproximal



782
Fig. 2
interproximal
Off-Angle



783
Fig. SHO-A



784
Fig. 3-SHO



785
Fig. 104



786
Fig. 8
wiland



787
Fig. 1



788
Fig. 2



789
Fig. 3



790
Fig. 4



791



791



792

CAVITY PREPARATION INSTRUMENTS




794
Fig. 1
Black/26



795
Fig. 2
Black/27



796
Fig. 3
Black/28



797
Fig. 4
Black/29



798
Fig. 1
Black/77-78



799
Fig. 2
Black/79-80



800
Fig. 1
Black/53-54



801
Fig. 2
Black/51-52



802
Fig. 1/2
Wedelstaet



803
Fig. 3/4
Wedelstaet



804
Fig. 5/6
Wedelstaet



805
Fig. 1/2
TG Chisel



EXCAVATORS



806
Fig. 6



807
Fig. 14



808
Fig. 17



809
Fig. 17W
Oval Spoon



810
Fig. 18



811
Fig. 18W
Oval Spoon



812
Fig. 19



813
Fig. 19W
Oval Spoon

025-175S Set of 5



814
Fig. 0



815
Fig. 1



816
Fig. 2



817
Fig. 3



818
Fig. 4



819
Fig. 1



820
Fig. 2

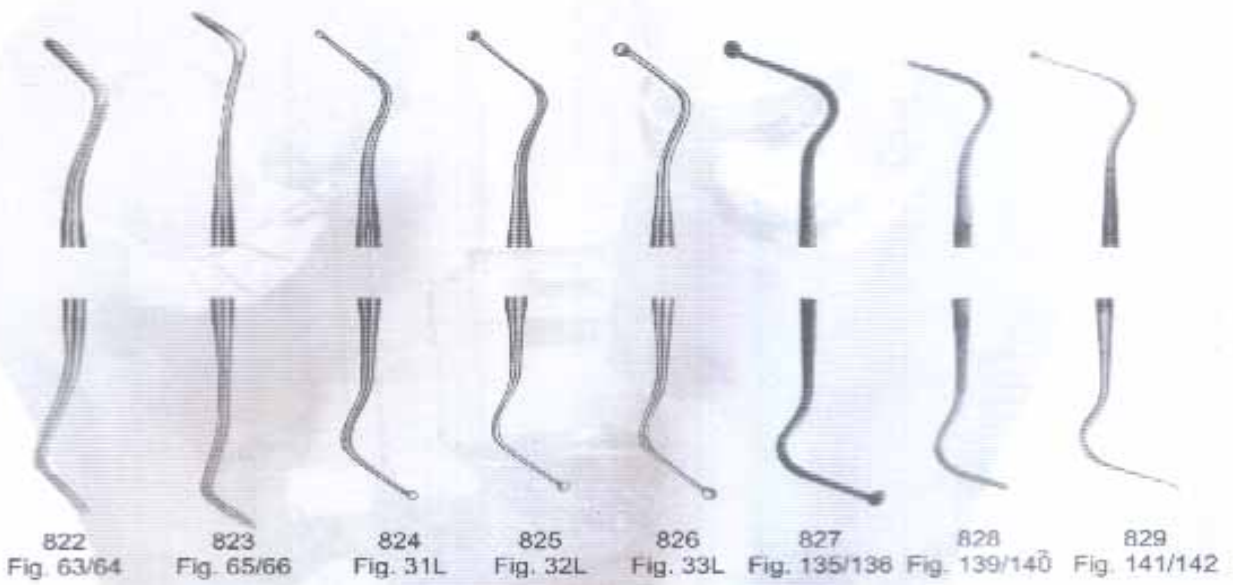




Excavators



821
Fig. 38/39



830
Fig. 113/114

831
Fig. 115/116

832
Fig. 117/118

833
Fig. 119/120

834
Fig. 121/122

835
Fig. 123/124

836
Fig. 153/154

837
Fig. 155/156

838
Fig. 157/158


839
Fig. 159/160



EXCAVATORS

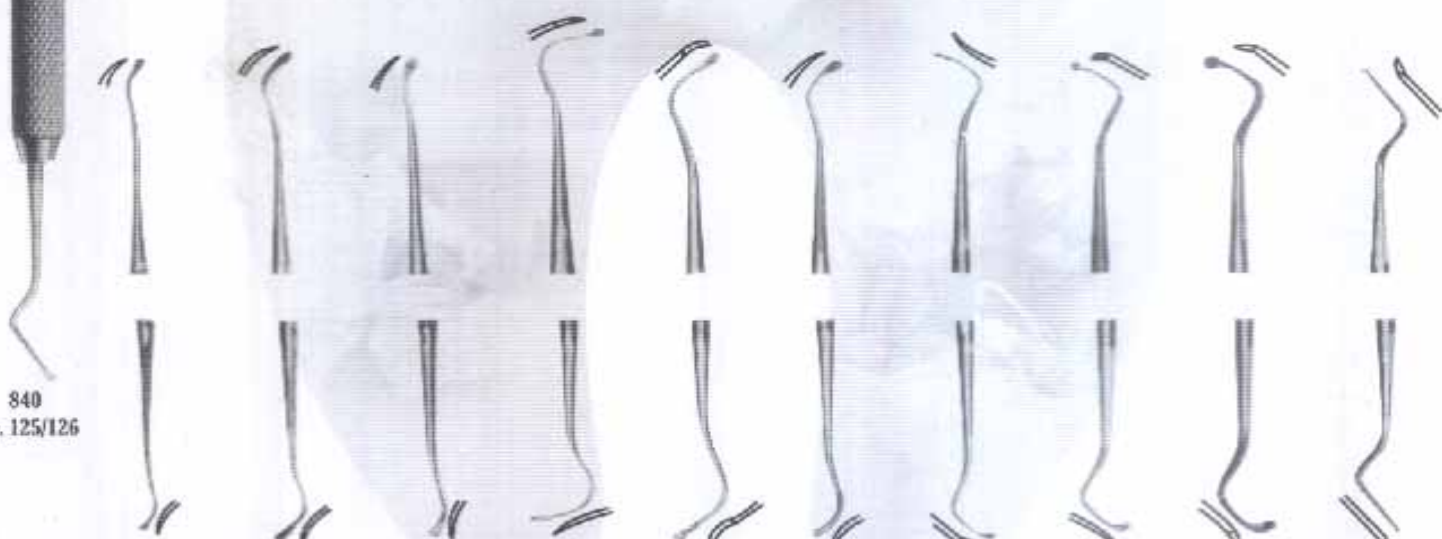


ENGLISH PATTERN



840 841 842 843 844 845 846 847 848

Fig. 125/126 Fig. 127/128 Fig. 129/130 Fig. 131/132 Fig. 133/134 Fig. 9/10 Fig. 204/205 Fig. 206/207 Fig. 208/209



849 850 851 852 853 854 855 856 857 858

Fig. 210/211 Fig. 212/213 Fig. 214/215 Fig. 216/217 Fig. 218/219 Fig. 220/221 Fig. 243 Fig. 244 Fig. 245 Fig. 246

840
Fig. 125/126

PERIODONTIA INSTRUMENTS



859
Fig. M9
Molt

860
Fig. 1
Hopkins

861
Fig. 2
Hopkins

862
Fig. 3
Mead

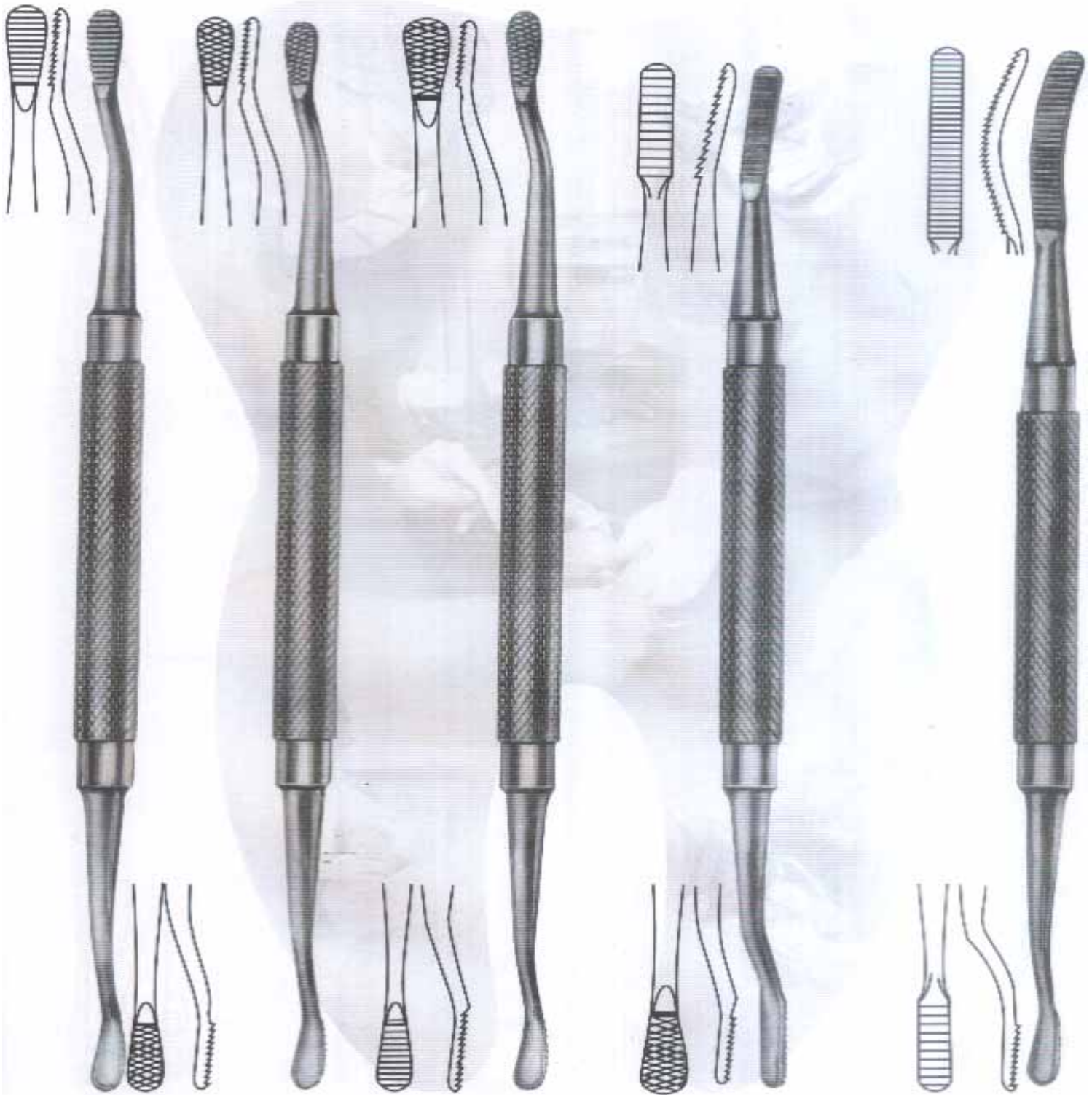
863
Fig. 3
Prichard

864
Fig. Pr3
Freer

865
Fig. 16
Freer



BONE FILES



866
Fig. 12 CA

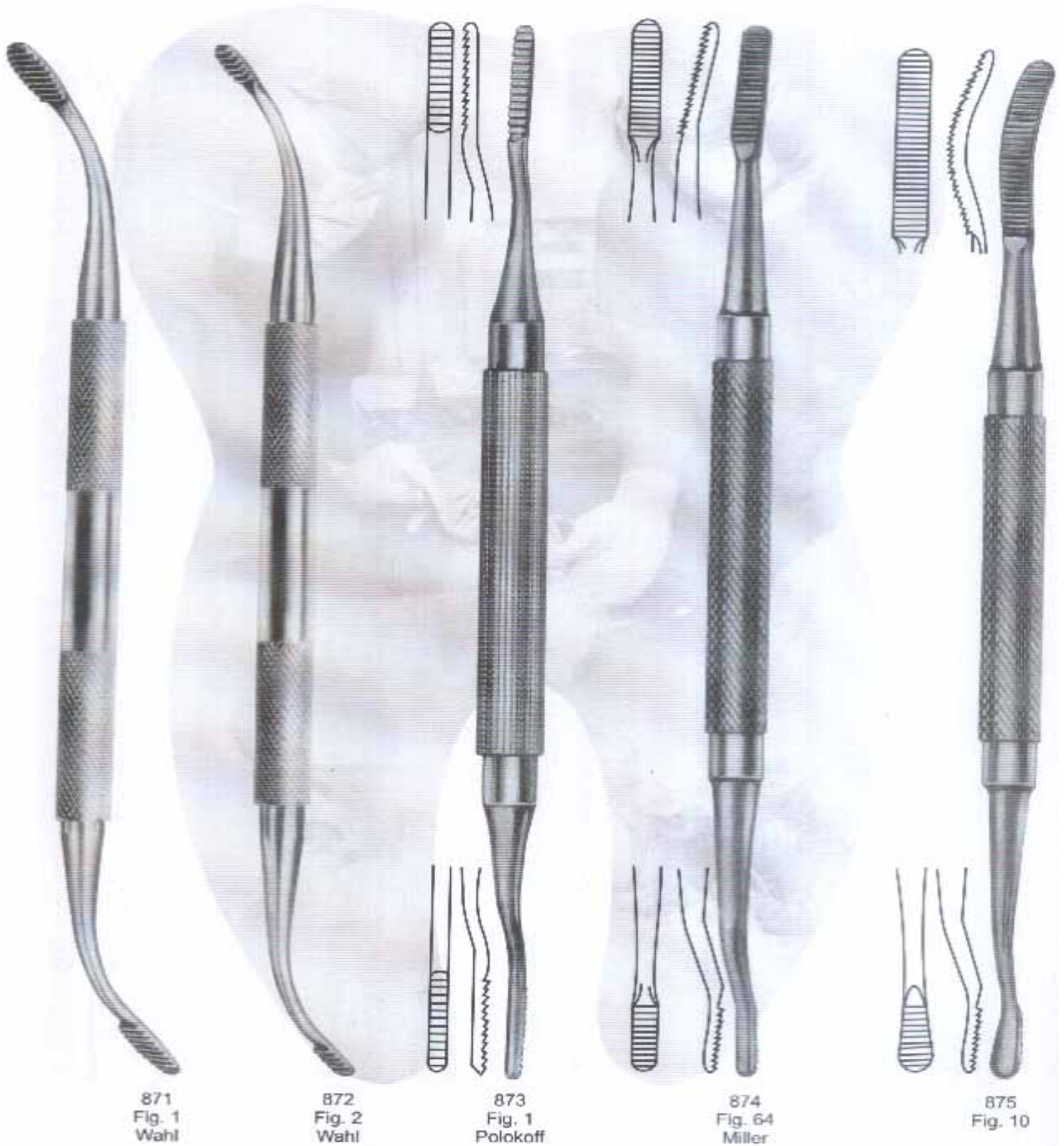
867
Fig. 12A

868
Fig. 12
Howard

869
Fig. 33

870
Fig. 45
Miller

BONE FILES



871
Fig. 1
Wahl

872
Fig. 2
Wahl

873
Fig. 1
Polokoff

874
Fig. 64
Miller

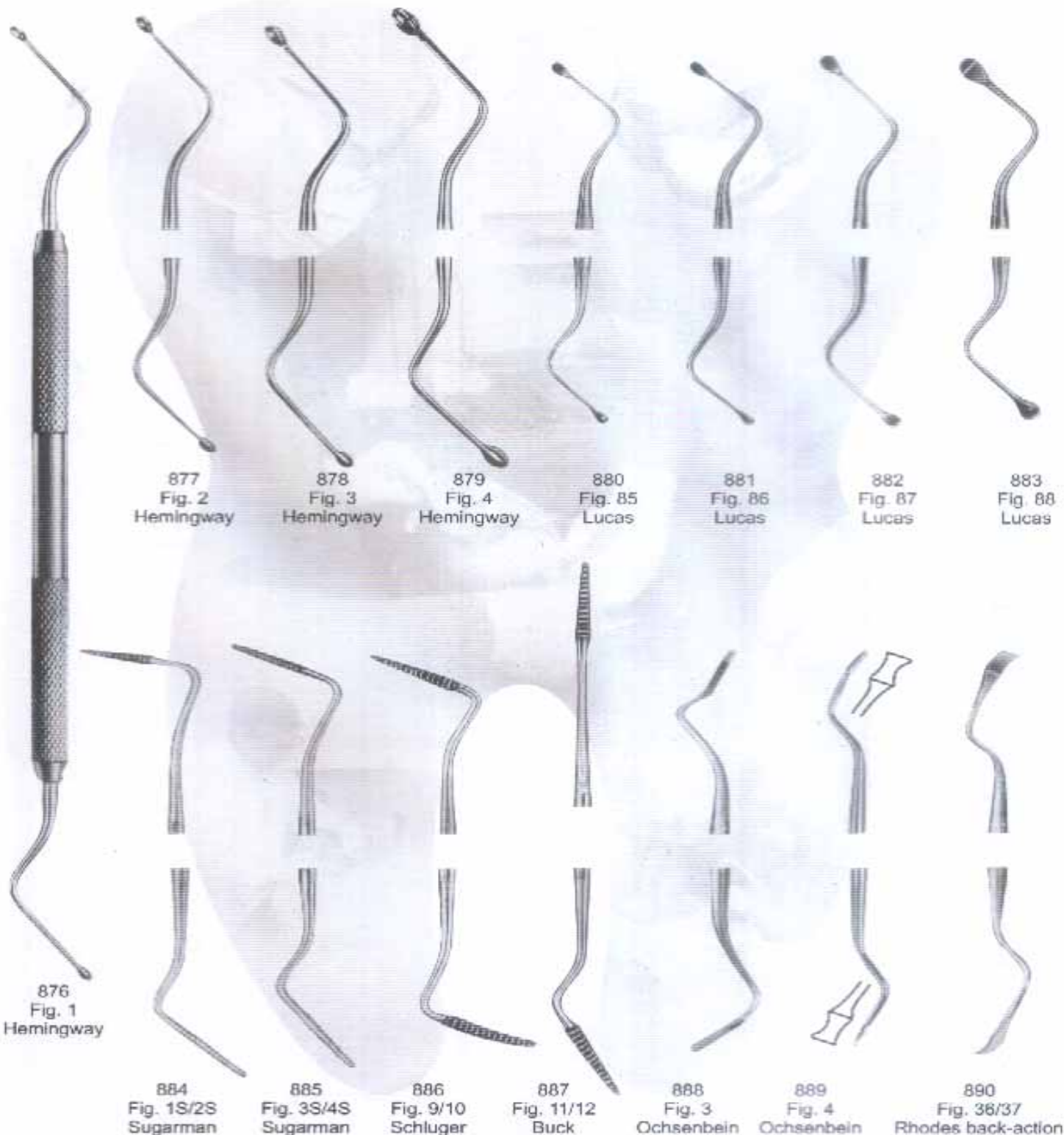
875
Fig. 10



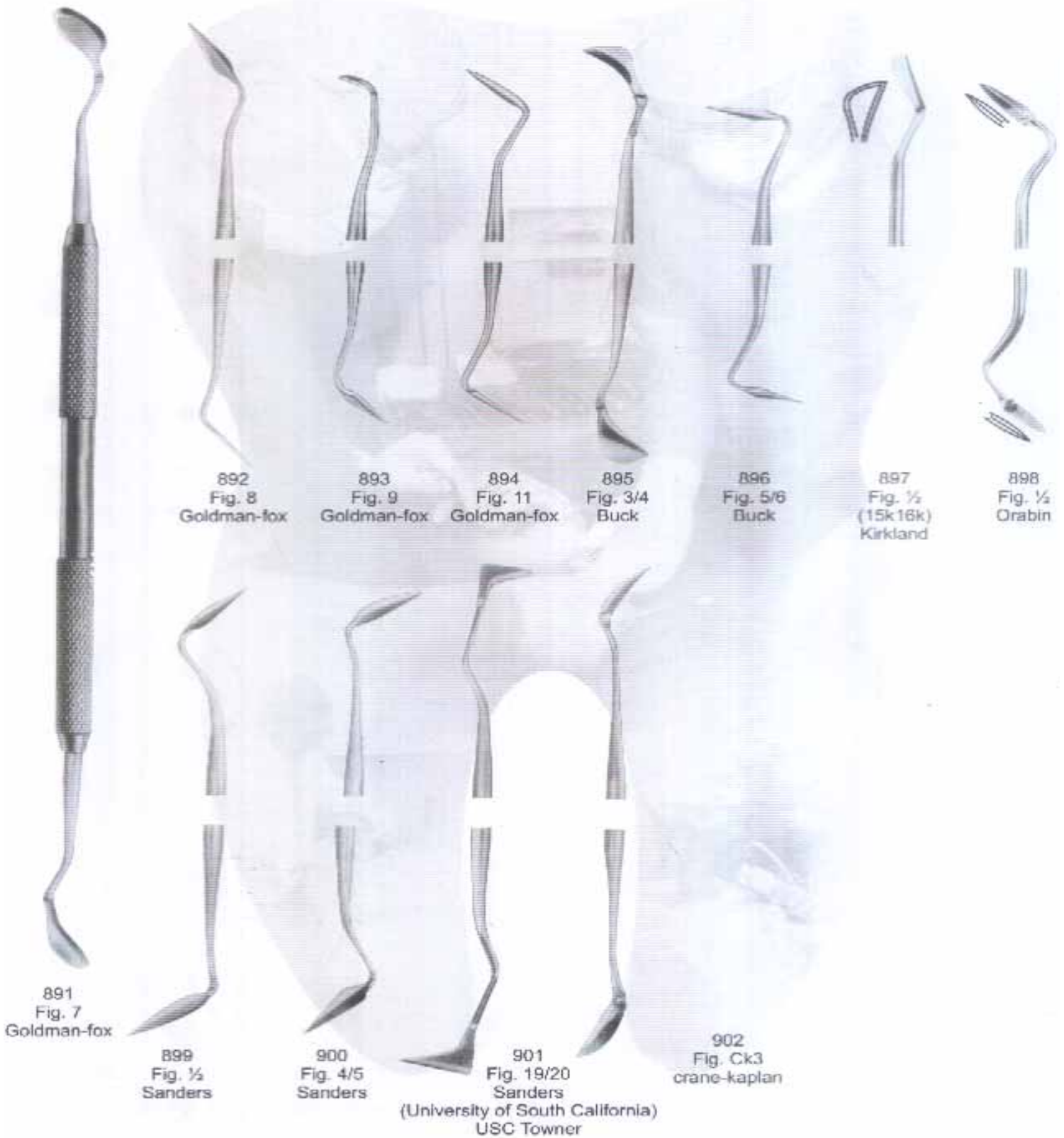
BONE CURETTES



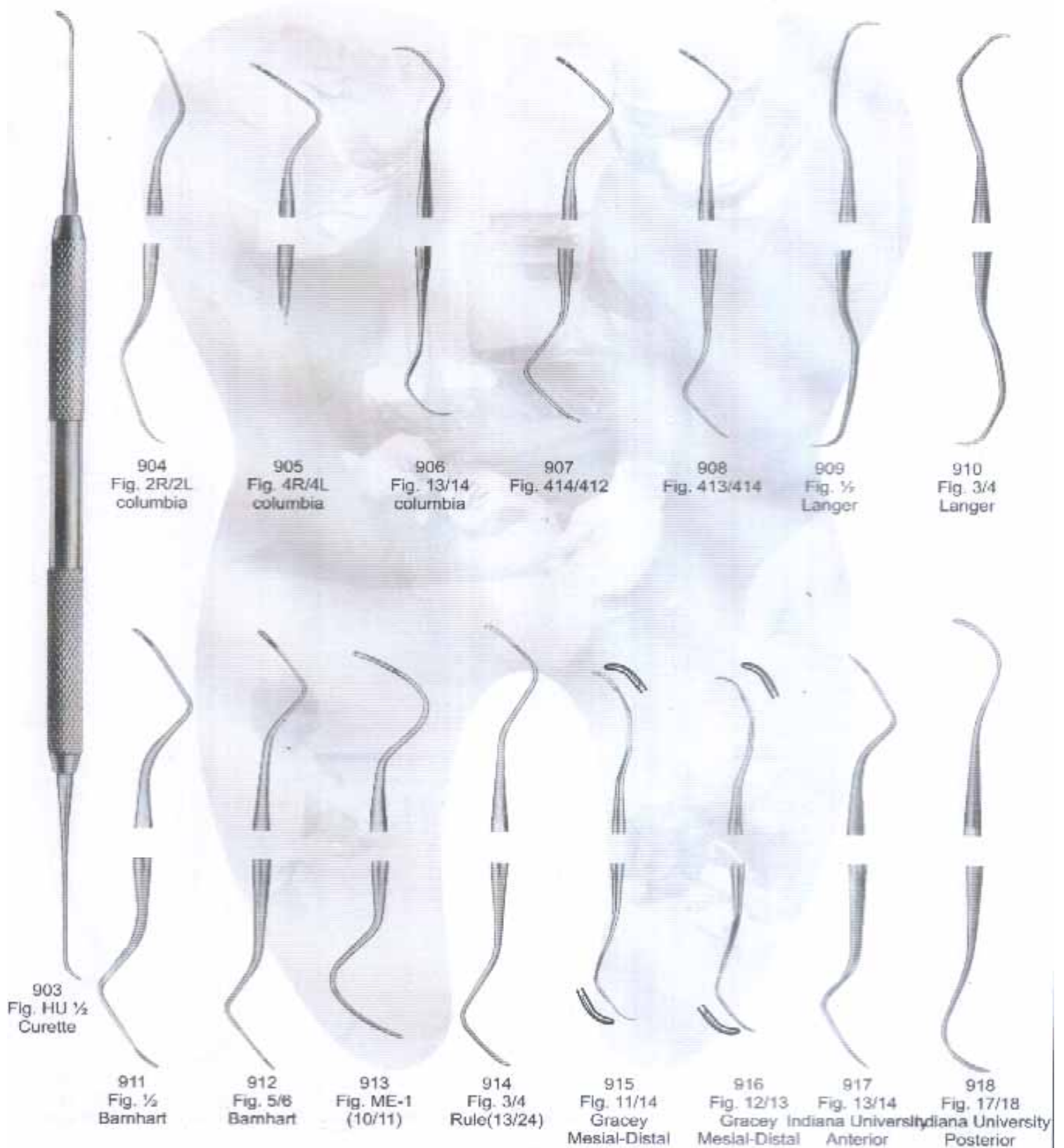
PERIODONTIA INSTRUMENTS



PERIODONTIA INSTRUMENTS



PERIODONTIA INSTRUMENTS





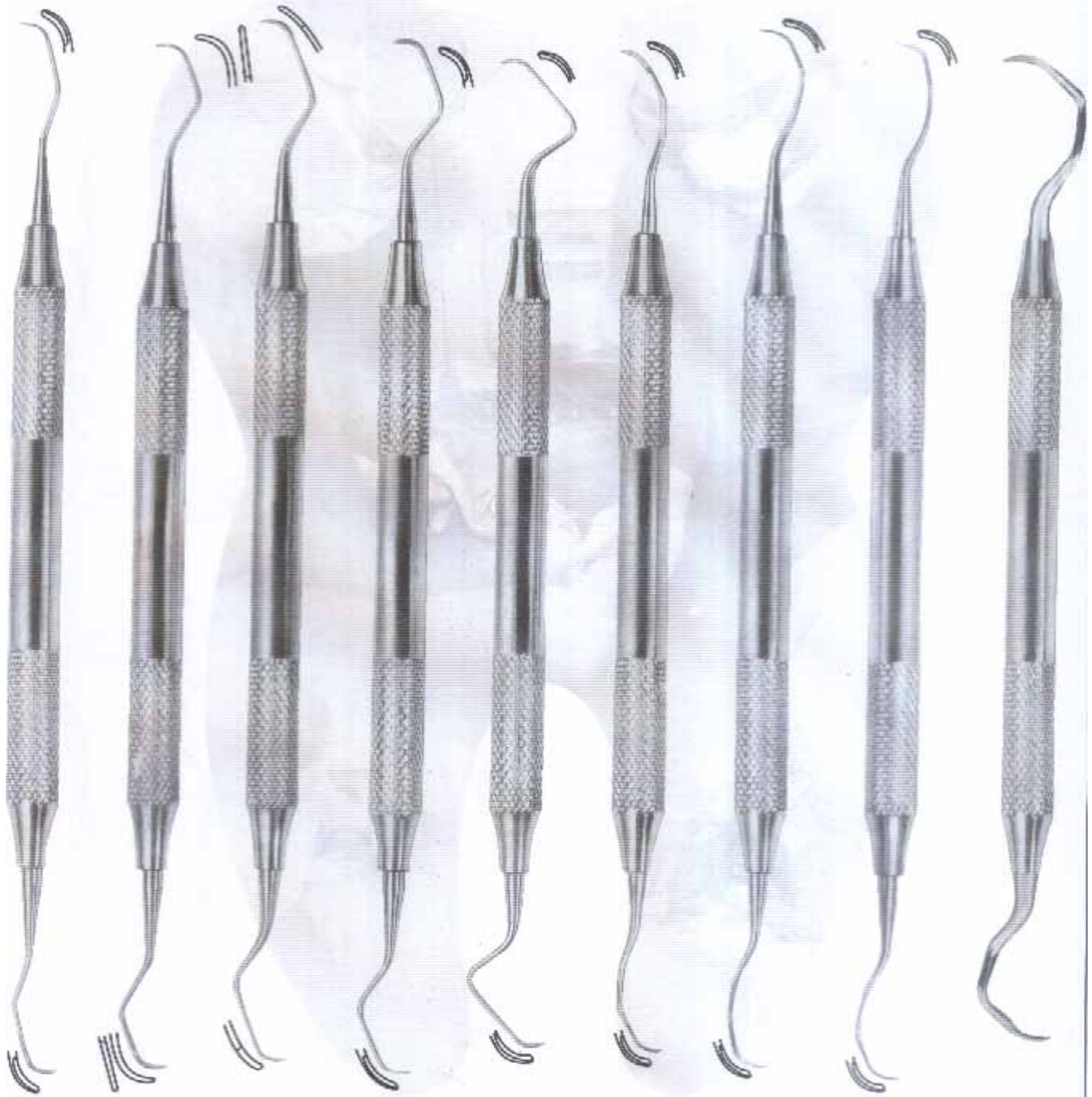
PERIODONTIA INSTRUMENTS



GRACEY CURETTES

Set of 9 025-286AS

Set of 7 025-280S



919
Fig. 1/4
Gracey

920
Fig. 3/4
Gracey

921
Fig. 5/6
Gracey

922
Fig. 7/8
Gracey

923
Fig. 9/10
Gracey

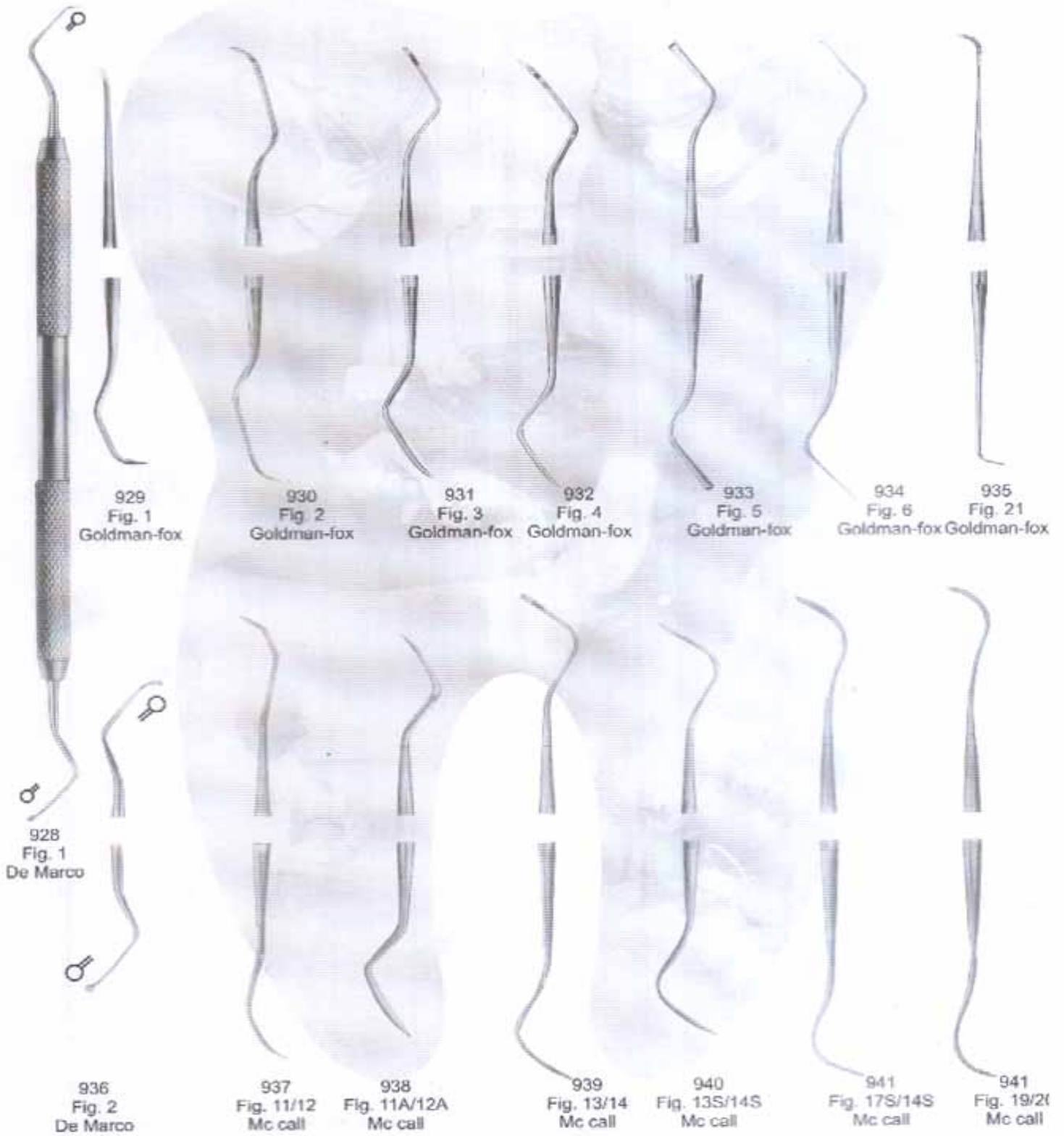
924
Fig. 11/12
Gracey

925
Fig. 13/14
Gracey

926
Fig. 15/18
Gracey

927
Fig. 17/18
Gracey

PERIODONTIA INSTRUMENTS



929
Fig. 1
Goldman-fox

930
Fig. 2
Goldman-fox

931
Fig. 3
Goldman-fox

932
Fig. 4
Goldman-fox

933
Fig. 5
Goldman-fox

934
Fig. 6
Goldman-fox

935
Fig. 21
Goldman-fox

928
Fig. 1
De Marco

936
Fig. 2
De Marco

937
Fig. 11/12
Mc call

938
Fig. 11A/12A
Mc call

939
Fig. 13/14
Mc call

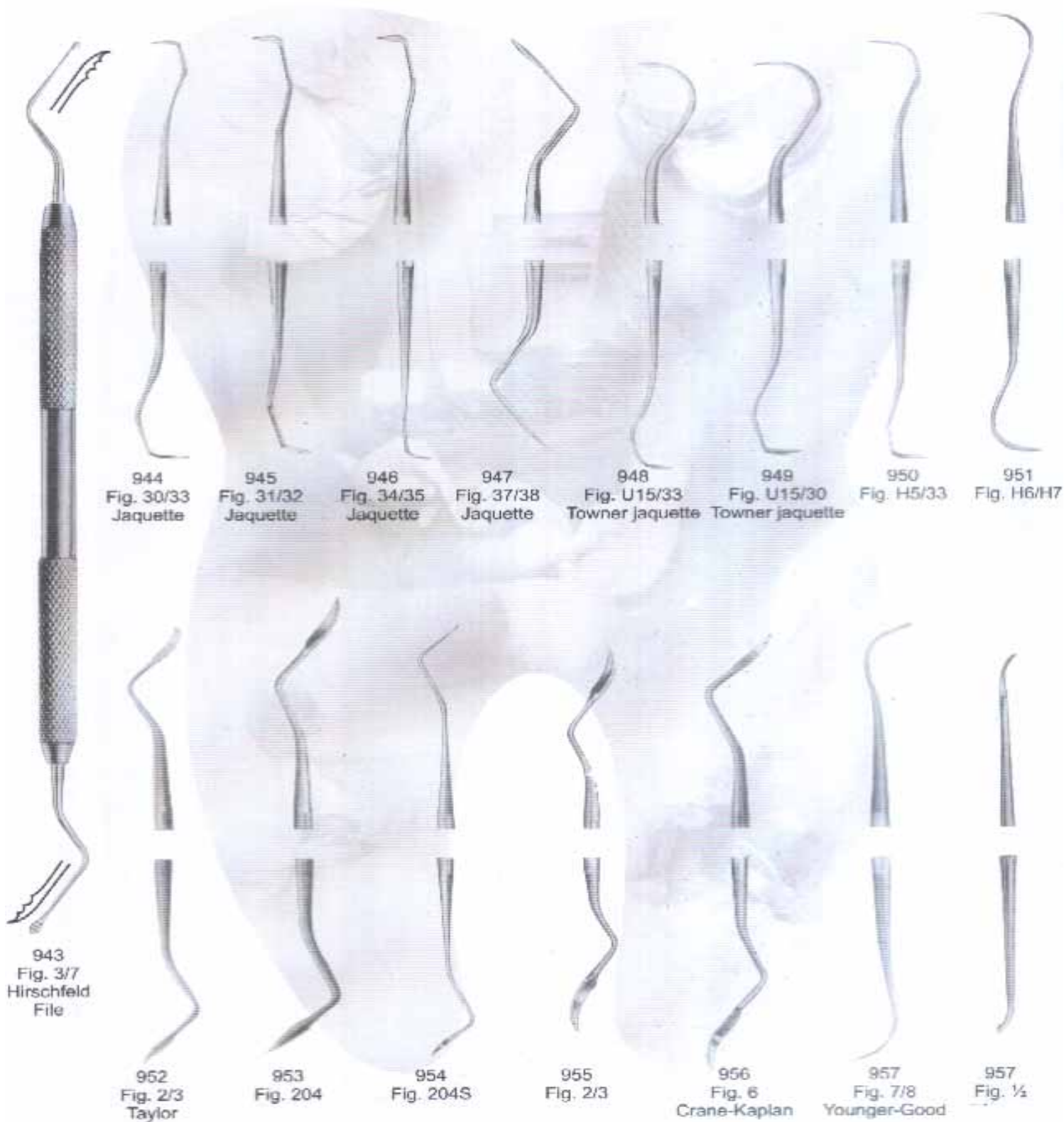
940
Fig. 13S/14S
Mc call

941
Fig. 17S/14S
Mc call

941
Fig. 19/21
Mc call



SCALERS





SCALERS



958
Fig. 33



960
Fig. 31



961
Fig. 32



962
Fig. 34



963
Fig. 35



964
Fig. H5
Hygienist



965
Fig. H6
Hygienist



965
Fig. H7
Hygienist



967
Fig. 1



968
Fig. 1L

(Sinistro)



969
Fig. 1R

(Destro)



970
Fig. 2L

(Sinistro)



971
Fig. 2R

(Destro)



972
Fig. U15

Towner



973

Zetring-Chisel



974
Fig. 1

Kirkland



975
Fig. 2

Kirkland



976
Fig. 1

Orban



977
Fig. 2

Orban



978
Fig. 1

TG Chisel



979
Fig. 2

TG Chisel



CEMENT SPATULAS



HEIDEMANN SEPARATING SPATULAS



980



981



982



983



984



985



986



987



988
Fig. 1



989
Fig. 2



990
Fig. 3



991
Zahle



992
Zahle



993
Zahle



994
Hylin



995
Hylin-Ceramica



996
Hylin-Sacred



997
Hylin-Le Cron



998
Sacred

WEX AND MODELLING CARVERS





1007
Fig. 1
P. K.thomas



1008
Fig. 2
P. K.thomas



1009
Fig. 3
P. K.thomas



1010
Fig. 4
P. K.thomas



1011
Fig. 5
P. K.thomas



WAX KNIVES



1012
Fig. 1
Fahnenstock
cm. 12.5



1013
Fig. 1
Lessmann
cm. 12.5



1014
Fig. 1
Con Scodelina



1015
Fig. 2
Fahnenstock



1016
Fig. 2
Lessmann



1017
Fig. 2
Con Scodelina



SPATULAS FOR PLASTER AND ALGINATE




1018
cm 17



1019
cm 17 Gritman



1020
cm 19.5



1021
cm 21.5




1022
cm 20.5



1023
cm 19.5



1024
cm 20



1025
cm 22.5

AMALGAM CARRIERS

Ø1.5 mm



1026
Small

Ø2 mm



1027
Medium

Ø2.5 mm



1028
Large

Ø3 mm



1029
Jumbo



1030
Jumbo
Amalgam Well

Ø2 mm



1031
Medium Small

Ø2 mm



1032
Medium Large


Ø2 mm



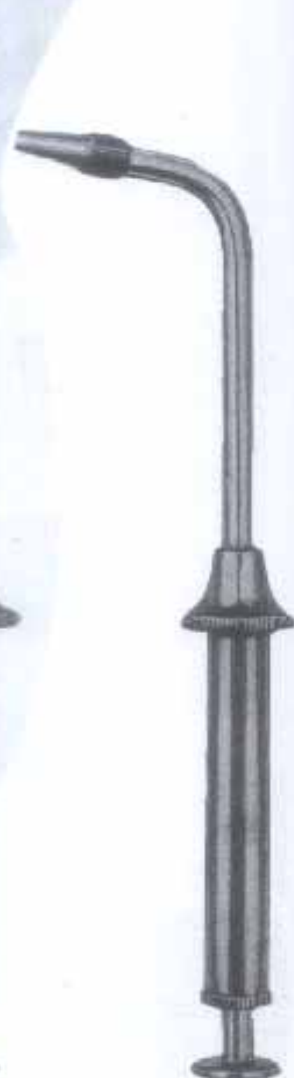
1033
Medium Jumbo



1034



1035



1036

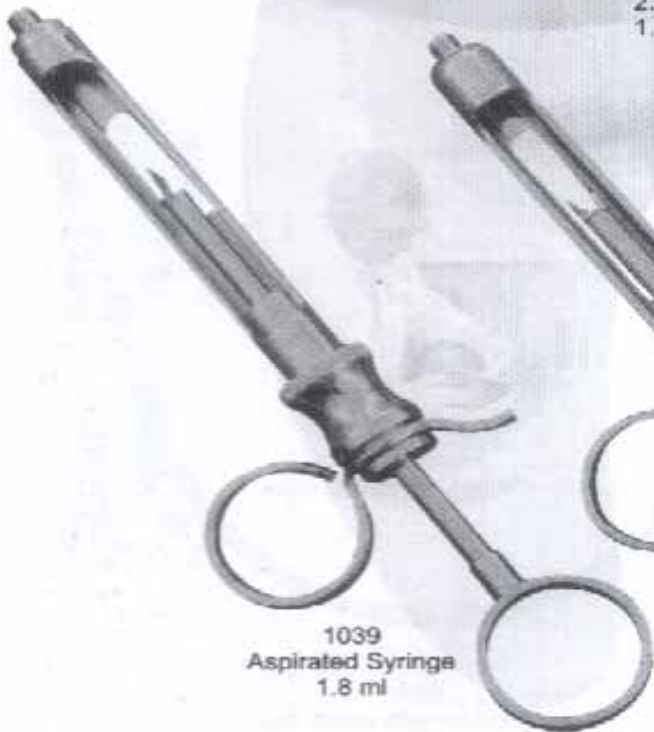
DENTAL CARTRIDGE SYRINGES




1037
Intraligmentary Syringe
1.8 ml



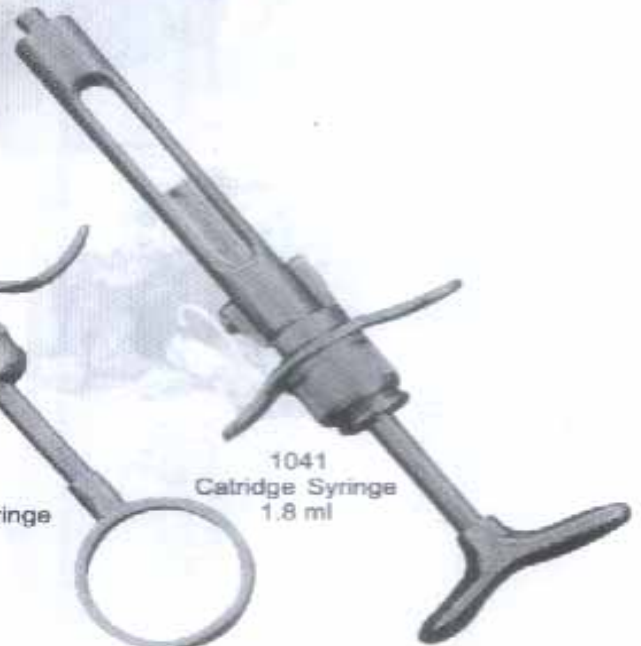
1038
Cartridge Syringe
2.2 ml
1.8 ml



1039
Aspirated Syringe
1.8 ml



11040
Aspirated Syringe
1.8 ml



1041
Cartridge Syringe
1.8 ml

■ ■ **CHIP BLOWERS, WATER SYRINGES** ■ ■


NAPKIN HOLDER, FILM HOLDER




1042
Chip blower




1043



1044



1045



1046
Film holder for
10 films
1047
6 films
1048
14 films



1049
Water syringe



1050
Water syringe



1051
Napkin holder with plastic band

1052
Napkin holder with metal chain

MATRIX RETAINERS



1053-5mm
1054-6mm
1055-7mm
Ivory 8



1056
Ivory 8 N



1057
Ivory 8



1058 Siqveland-narrow
1059 Siqveland-wide



1060
Fig. 1
Toffemire-universal



1061
Fig. 2
Toffemire-senior



1062
Fig.
Toffemire-junior



1063
Fig. 2
Didher 8



1064
Ivory

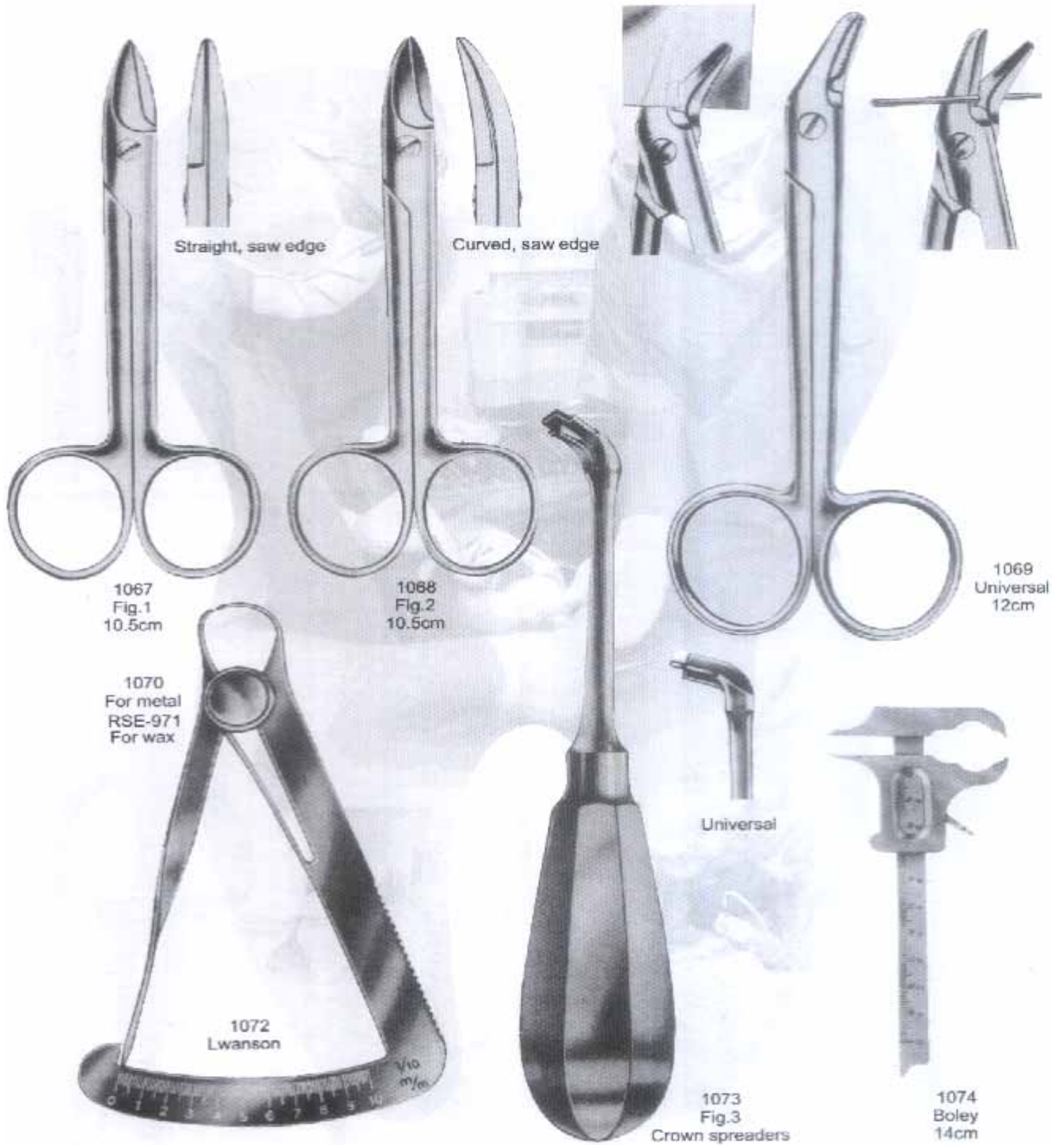


1065
Ivory




1066
Ivory separator

CROWN INSTRUMENTS





CROWN REMOVERS



1076
Crown removers
Without Spring



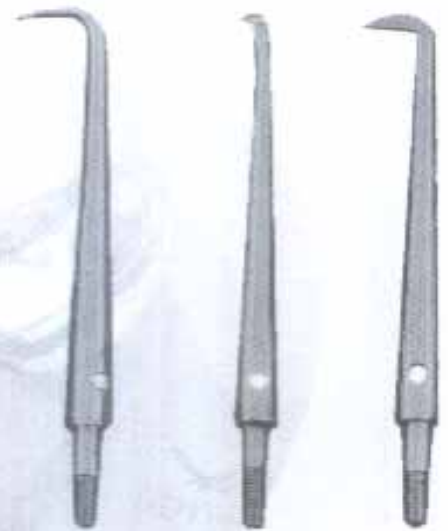
1077
Crown removers
With Spring



With 5 Points



1075
Crown removers
Automatic



1078
Crown remover
Fully Automatic



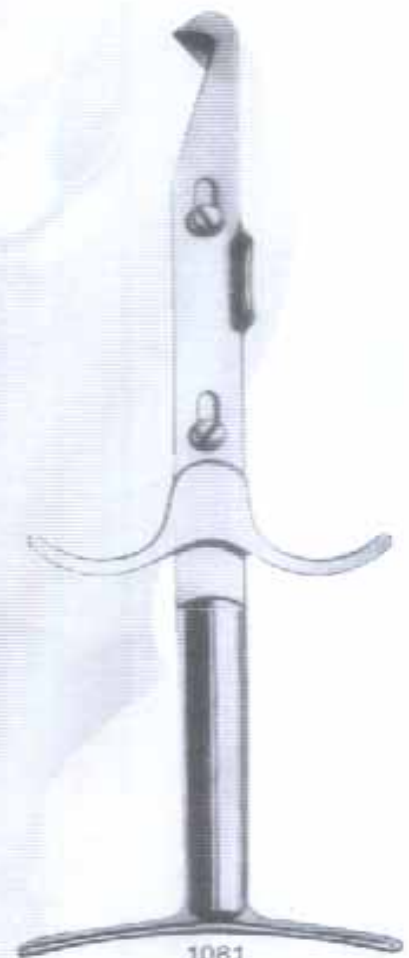
■ ■ **CROWN INSTRUMENTS** ■ ■



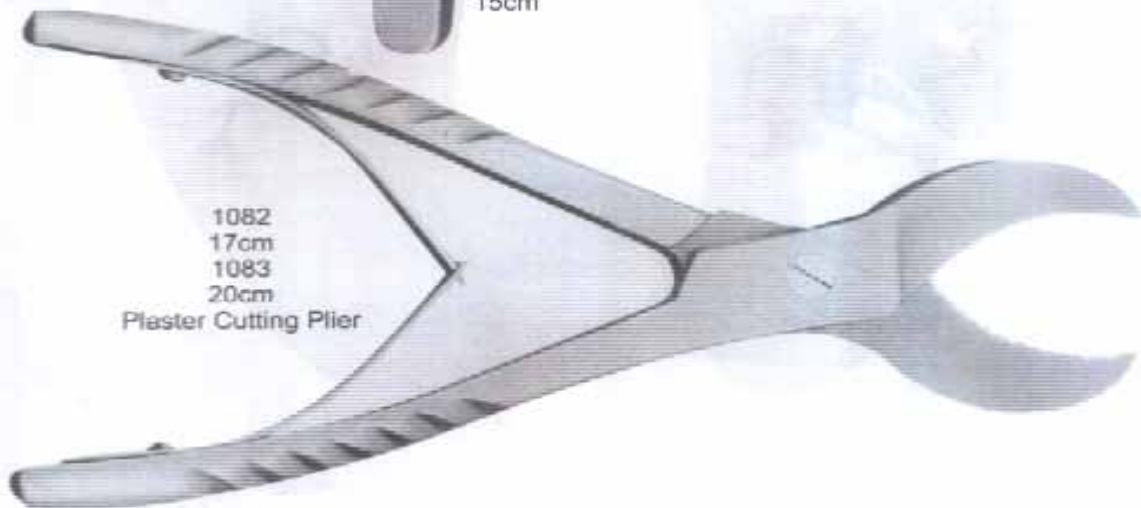
1079
15cm



1080
Miller
15cm



1081
Crown Spreader



1082
17cm
1083
20cm
Plaster Cutting Plier



STAINLESS STEEL IMPRESSION TRAYS



MADE OF 18/8 STAINLESS STEEL
SOLID FULL DENTURE SET OF 8
225-011S

Made of 18/8 Stainless Steel

Solid Partial Set of
225-001S



1084
U1



1085
U2



1086
U3



1087
U4



1088
U5



1084
L1



1085
L2



1086
L3

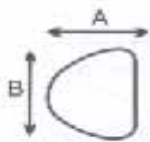


1087
L4



1088
L5

All the above impression trays are available in these 4 sizes

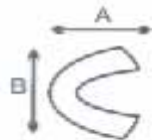


UPPER		U1	U2	U3	U4	U5
	A	62	60	53	54	52
B	63	75	73	69	68	

All Dimension are in mm

Lower		L1	L2	L3	L4	L5
	A	63	61	57	60	53
B	82	81	78	74	71	

All Dimension are in mm



1089
L1



1090
L2



1091
L3



1092
L4



1093
L5



1089
U1



1090
U2



1091
U3



1092
U4



1093
U5

Solid Partial Set of 10
225-010S



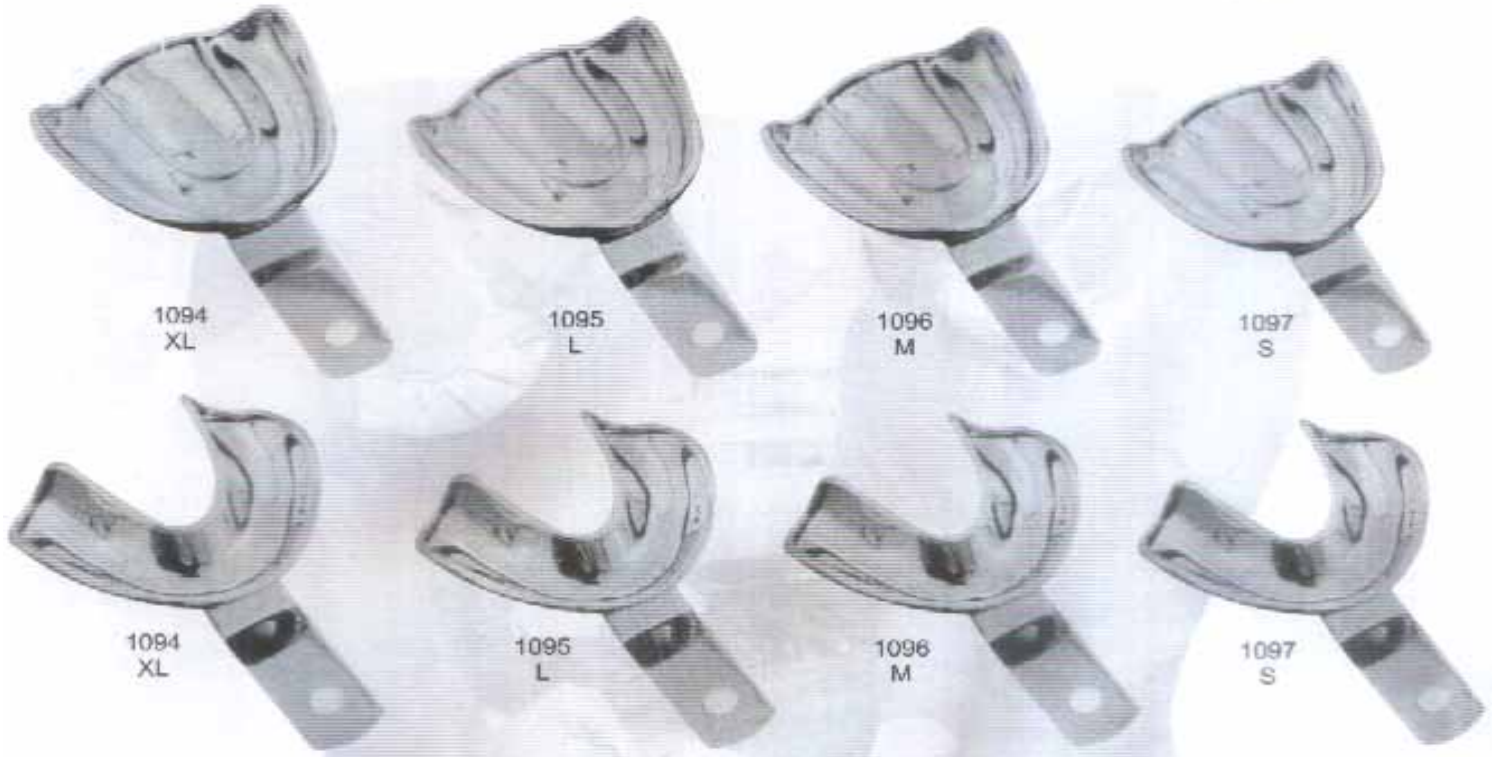
STAINLESS STEEL IMPRESSION TRAYS



MADE OF 18/8 STAINLESS STEEL

Made of 18/8 Stainless Steel

Solid Full Denture Set of 8—
225-011S



1094
XL

1095
L

1096
M

1097
S

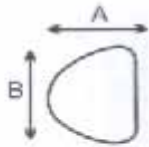
1094
XL

1095
L

1096
M

1097
S

All the above impression trays are available in these 4 sizes

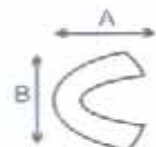


UPPER		XL	L	M	S
	A	70	67	64	60
B	79	78	70	73	

All Dimension are in mm

LOWER		XL	L	M	S
	A	64	64	60	57
B	86	70	73	70	

All Dimension are in mm



1098
XL

1099
L

1100
M

1101
S

1098
XL

1099
L

1100
M

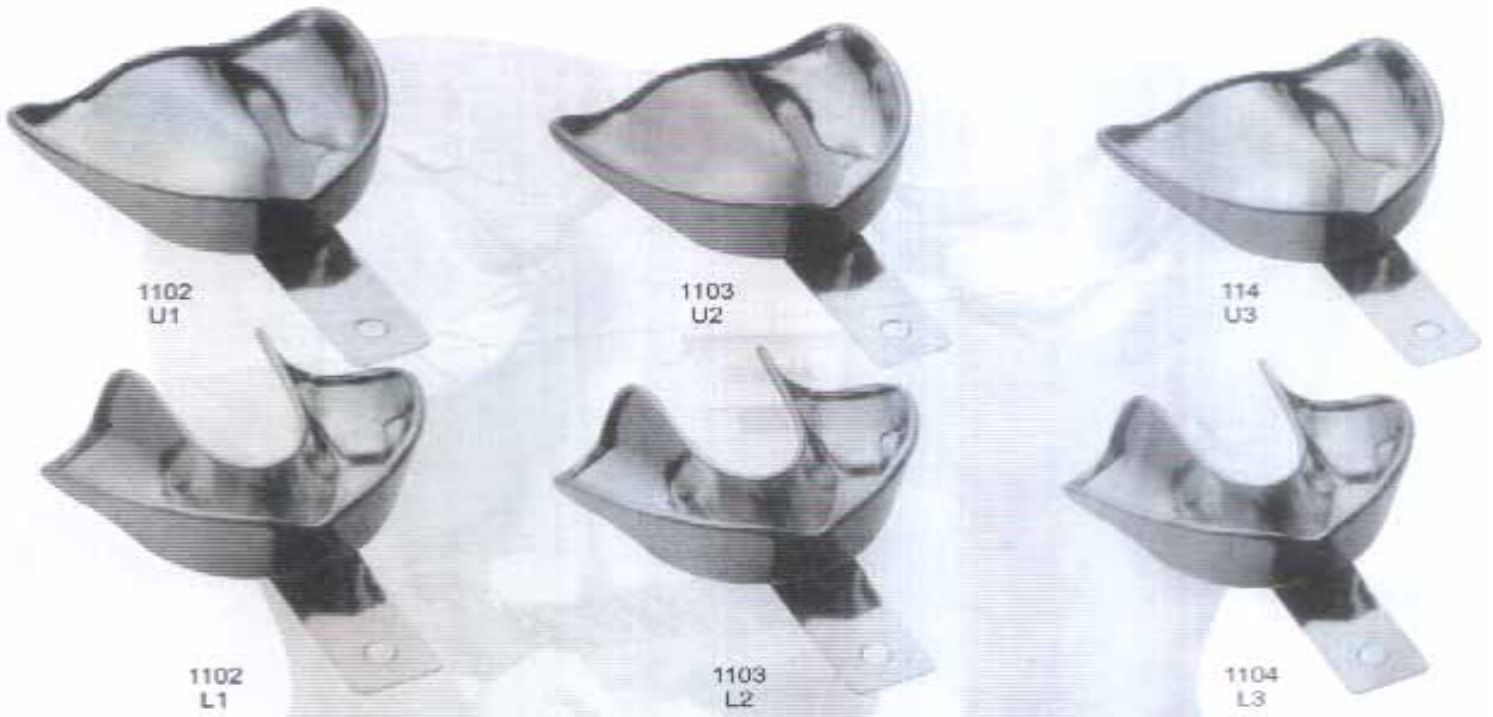
1101
S

Perforated Full Denture Set of 8
225-011S

STAINLESS STEEL IMPRESSION TRAYS

MADE OF 18/8 STAINLESS STEEL

Solid Set of 6
225-0195



1102
U1

1103
U2

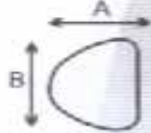
114
U3

1102
L1

1103
L2

1104
L3

All the above impression trays are available in these 4 sizes

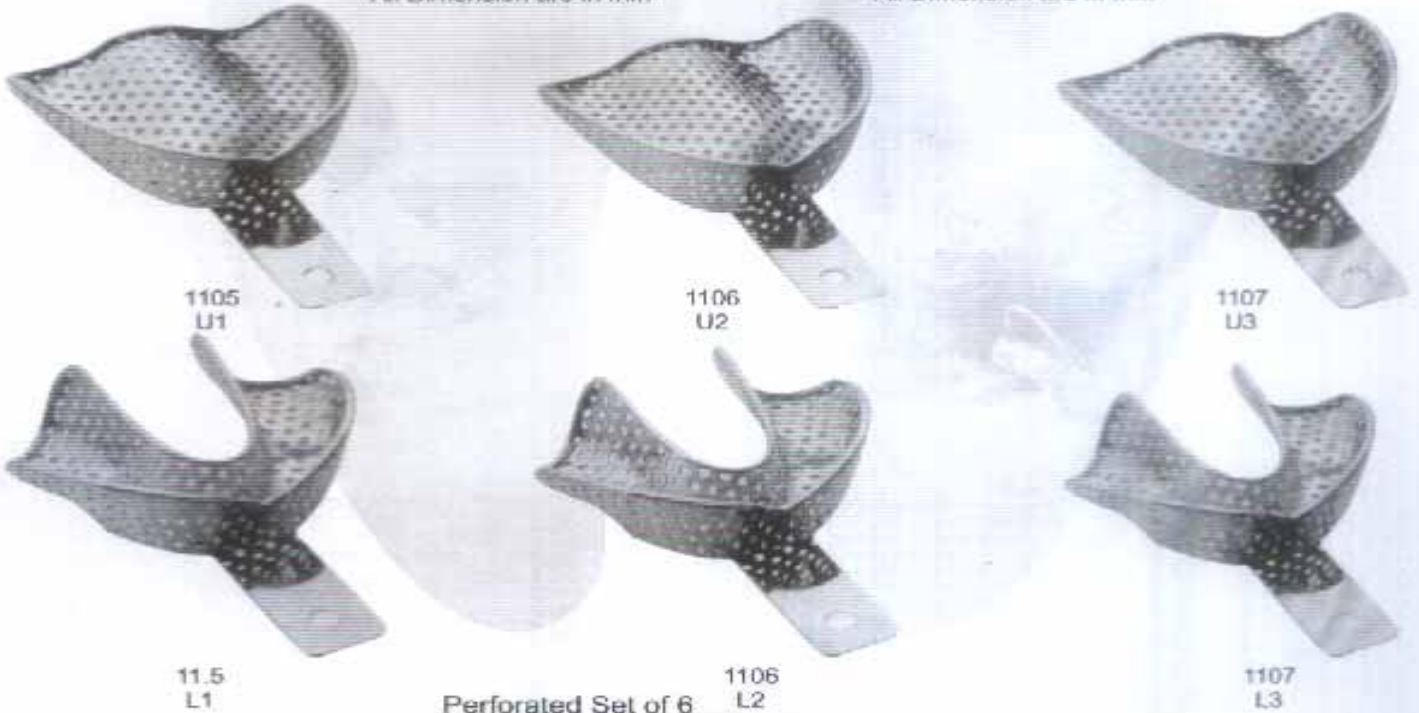
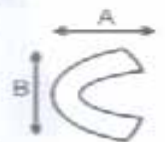


LOWER	All the above impression trays are available in these 4 sizes		
	L1	L2	L3
A	67	64	57
B	81	71	70

All Dimension are in mm

LOWER	All the above impression trays are available in these 4 sizes		
	L1	L2	L3
A	60	57	64
B	84	79	76

All Dimension are in mm



1105
U1

1106
U2

1107
U3

11.5
L1

1106
L2

1107
L3

Perforated Set of 6
225-024S

STAINLESS STEEL IMPRESSION TRAYS

MADE OF 18/8 STAINLESS STEEL

Solid Full Denture Set of 8
225-028S

Made of 18/8 Stainless Steel

English Pattern

Set of 8
225-025S

Mesh type

1108
Lower

1108
Upper

Set of 8
225-026S

Punched Type

1109
Lower

1109
Upper

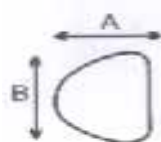
Set of 8
225-027S

Solid Type

1110
Lower

1110
Upper

All the above impression trays are available in these 4 sizes



UPPER	Size	A	B	C
	0	67	50	12
	1	72	51	13
	2	78	55	15
	3	80	58	15

All Dimension are in mm

LOWER	Size	A	B	C
	0	70	50	12
	1	77	51	13
	2	7	55	15
	3	80	50	15

All Dimension are in mm



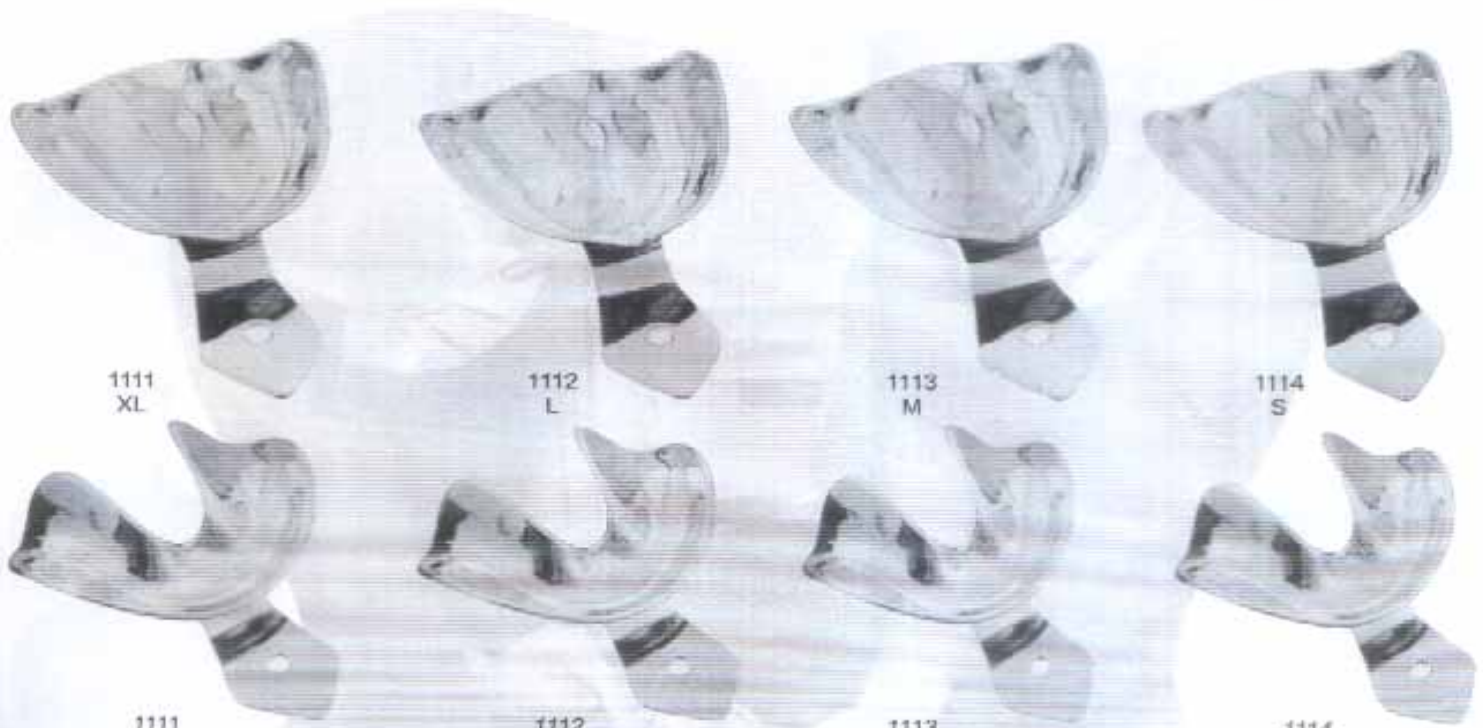
STAINLESS STEEL IMPRESSION TRAYS



MADE OF 18/8 STAINLESS STEEL

Made of 18/8 Stainless Steel

Solid Full Denture Set of 8
225-028S



1111
XL

1112
L

1113
M

1114
S

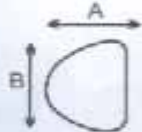
1111
XL

1112
L

1113
M

1114
S

All the above impression trays are available in these 4 sizes


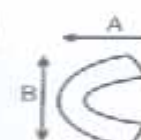


UPPER		XL	L	M	S
	A	70	67	64	60
B	79	78	70	73	

All Dimension are in mm

LOWER		XL	L	M	S
	A	64	64	60	57
B	86	70	73	70	

All Dimension are in mm



1115
XL

1116
L

1117
M

1118
S

1115
XL

1116
L

1117
M

1118
S

Perforated Full Denture Set of 8

225-035s

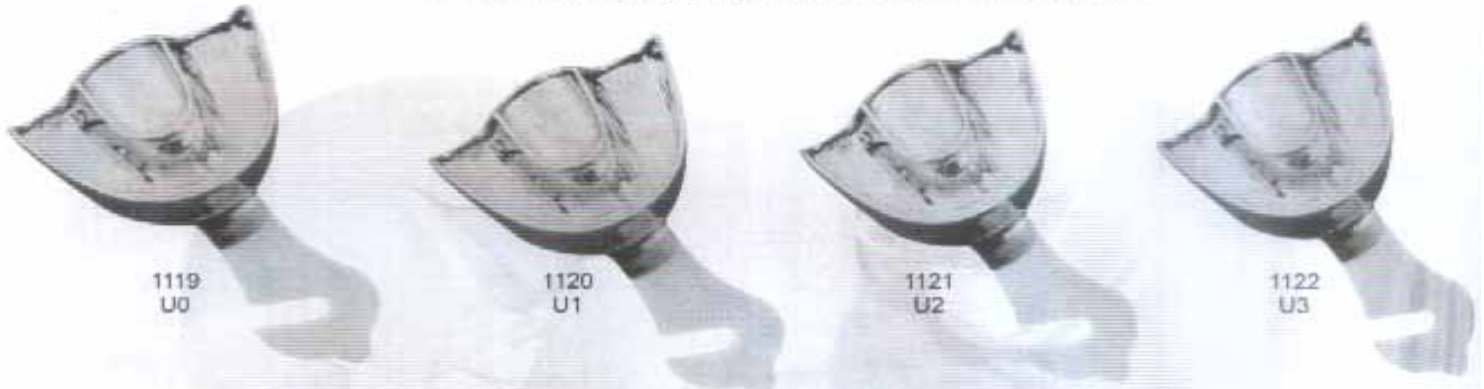


STAINLESS STEEL IMPRESSION TRAYS



MADE OF 18/8 STAINLESS STEEL

For crown & bridgework Impression Trays



1119
U0

1120
U1

1121
U2

1122
U3



1119
L0

1120
L1

1121
L2

1122
L3

Upper Sizes 0,1,2,3.
Depth of the tray 19,9 mm
Height of palate 12,5 mm

Lower Sizes 0,1,2,3.
Depth of the tray 12,9 mm



1123
U0

1124
U1

1125
U2

1126
U3



1123
L0

1124
L1

1125
L2

1126
L3

Perforated Full Denture Set of 8
225-043S




STAINLESS STEEL IMPRESSION TRAYS



Made of 18/8 Stainless Steel

Impression trays for crown & bridge work



1127
U1P

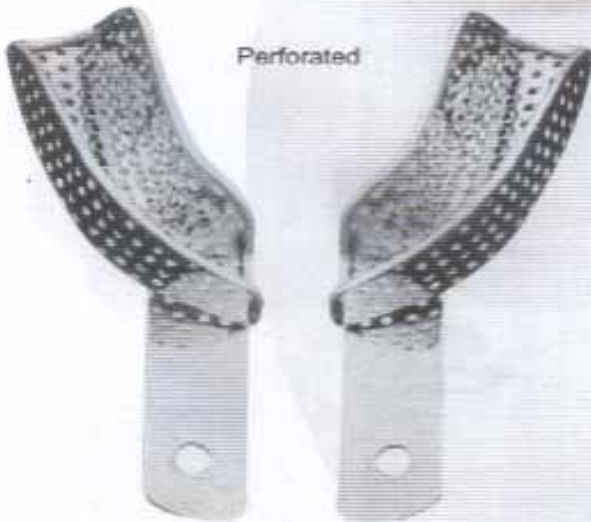
Solid

1127
L1P

1128
U1P

Perforated

1128
L1P



Perforated

1129

For upper right jaw
For lower left jaw

1130

For upper left jaw
For lower right jaw



1131
Adjustable
Perforated



1131A
Adjustable
Perforated

Available in 4 Sizes

- 1.....44 mm
- 2.....55 mm
- 3.....60 mm
- 4.....65 mm

Also available in Solid pattern




STAINLESS STEEL INSTRUMENT TRAYS



Made of 18/8 Stainless Steel

1132S

Complete Instrument tray with perforated base,
lid & insert frame for 16 instruments




1132

Lid dimensions mm. 228-187-29

1137S

Complete Instrument tray with perforated base,
lid & insert frame for 23 instruments



1133

Lid dimensions mm. 288-187-29



1133

Professional Base: Dimension 284-183-17

1125S

Complete Instrument tray with Solid base,
lid & insert frame for 16 instruments



1134


Lid Dimension 288-187-29mm

1137

Professional Base: Dimension 284-183-17

1139

Complete Instrument tray with Solid base,
lid & insert frame for 23 instruments




1138

Lid Dimension 288-187-29mm



1135

Solid Base: Dimension 284-183-17mm



1139

Lid Dimension 284-183-17 mm



HOLLOWWARE ITEMS




Made of 18/8 Stainless Steel


Scallers Tray



1140



1141
6" x 10"
Without Lid



1142
6" x 8"
With Lid



1143
6" x 8"
8" x 10"
10" x 12"
With Lid



1144



1145
Endodontic box
Also available in solid pattern



1146
8" x 12"
With Lid



HOLLOWWARE ITEMS



Made of 18/8 Stainless Steel



1147

Deep

2.25" - 2"
4.75" - 2"
5.5" - 2.5"
6.25" - 2.75"
7" - 3.5"

Kidney Trays



1148
12" - 10" - 8" - 6"



1149
6" - 9" 8" - 12"

Shalli



1150
10" x 10"

Round bowls



11051
Cotton holder



1152

80 x 35mm
125 x 60mm



1153
Spint lamp



1154
Spint lamp



1155
Forcep Jar

25 x 80mm
30 x 100mm
100 x 200mm
75 x 173mm

Rubber Dam Clamps

Molar Clamps Winged



1156
Fig. 30



1157
Fig. 31



1158
Fig. 51



1159
Fig. 138



1160
Fig. 139



1161
Fig. 15



1162
Fig. 18



1163
Fig. 24



1164
Fig. 25



1165
Fig. 28



1166
Fig. 28

Bicuspid Clamps Winged



1167
Fig. 206



1168
Fig. 207



1169
Fig. 208



1170
Fig. 209



1171
Fig. 22



1172
Fig. 27



1173
Fig. 29

Molar Clamps Winged



1174
Fig. 26A



1175
Fig. 28A



1176
Fig. 30A



1177
Fig. 31A



1178
Fig. 51A



1179
Fig. 27



1180
Fig. 29



1181
Fig. 60

Bicuspid Clamps Winged



1182
Fig. 200



1183
Fig. 201



1184
Fig. 202



1185
Fig. 203



1186
Fig. 204



1187
Fig. 205

Labial Clamps Winged



1188
Fig. 210



1189
Fig. 211



1190
Fig. 212